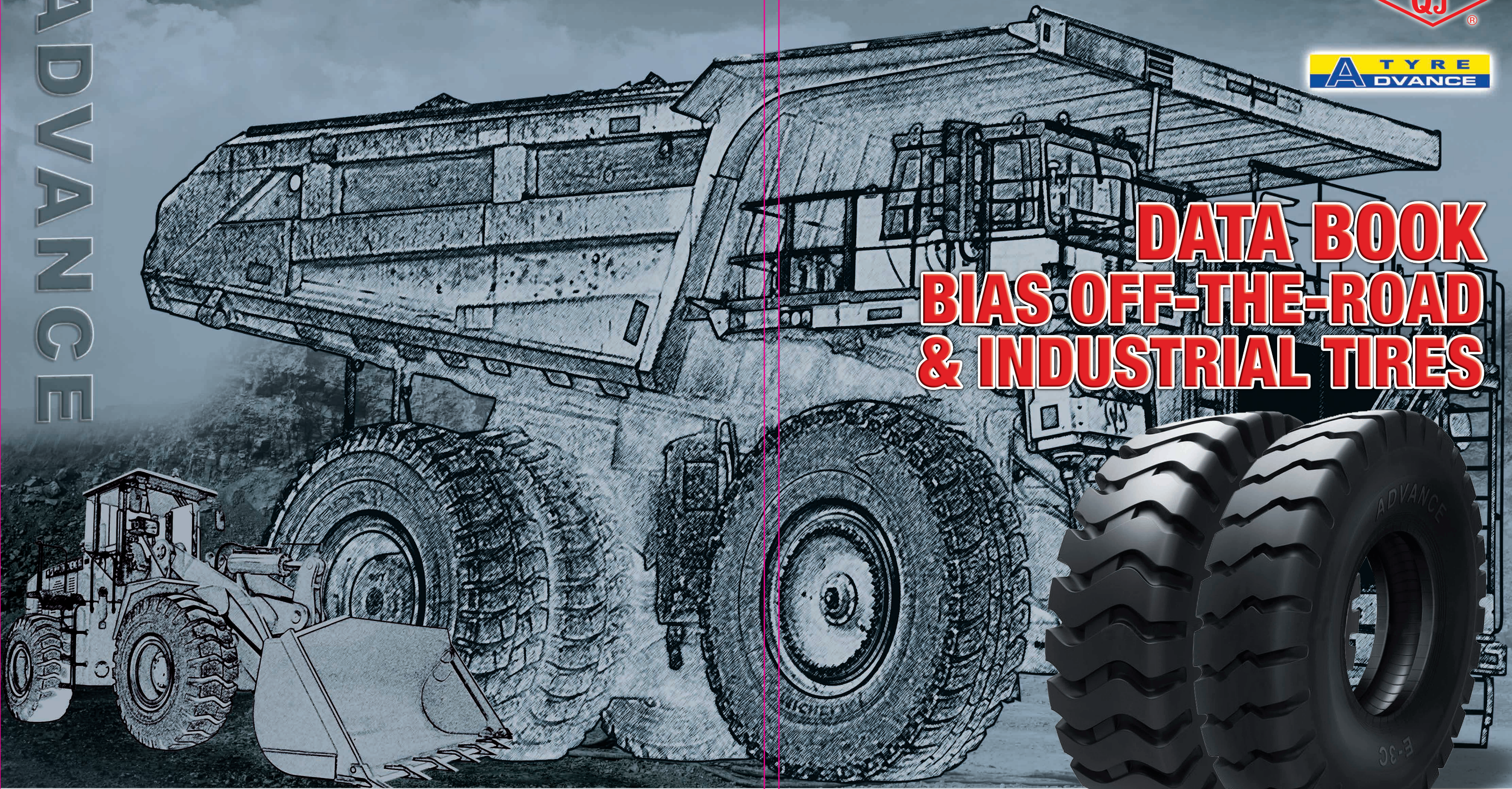


ADVANCE



DATA BOOK BIAS OFF-THE-ROAD & INDUSTRIAL TIRES



Distributed By:

GUIZHOU TYRE CO., LTD.
GUIZHOU TYRE I/E CO., LTD.

[Http://www.advancetyre.biz](http://www.advancetyre.biz)
Sales@advancetyre.biz

MANUFACTURER

BRIEF INTRODUCTION



Guizhou Tyre Co., LTD is one of the Chinese leading tire manufacturers, the home of **ADVANCE** brand. We are the OE supplier of some famous equipment manufacturers, producing five categories and nearly two thousands kinds and sizes of tires, including Truck tires ,OTR tires, Industrial tires, Agricultural tires and Solid tires.

GTC has obtained **ISO9001, ISO14001, ISO10012, ISO/TS 16949, DOT, E-MARK, GCC, SNI, BIS** and **INMETRO** certificates.

NOTE:
TBA-To Be Available

CONTENTS

General Information		P2~12
LIST OF TREAD PATTERNS	-----	P2~5
LIST OF TIRE SIZES	-----	P6~8
SPEED SYMBOLS AND CONVERSION TABLES, TIRE TREAD CODE DEFINITIONS	-----	P9
LOAD INDEX	-----	P10
TIRE SIZE MARKING	-----	P11
USES AND CHARACTERISTICS OF OFF-THE-ROAD TIRES	-----	P12
Tire Technical Data		P13~79
	COMPACTOR TIRES	C-1, C-1A, C-7, C-7A, C-7B P13~17
	GRADER TIRES	G-2E, G-2C, G-3/E-3, G-2/L-2, E-3, E-4A P18~23
	DUMPER TIRES (HEAVY-DUTY DUMP TRUCK SERIES)	E-3C, E-3C+, E-3D, LB-077, M719, M778 P24~29
	DUMPER TIRES (WIDE-BODIED DUMPER SERIES AND RIGID DUMPER SERIES)	E-3A, E-3C, E-3C+, E-3C++, E-3L, E-4D, E-4J, M778 P30~37
	LOADER AND DOZER TIRES	E-2H, L-2, L-2A, L-3A, L-3B, L-3C+, L-3K, L-5, L-5K, E-3/L-3, E-3C, P38~49
	UNDERGROUND MINING TIRES	L-4S, L-5S, L-5SC, L-6S P50~53
	SAND TIRES	L-1A, E-7, HF-1, HF-2 P54~57
	INDUSTRIAL TIRES	E-3, E-3A, E-3L, E-3LA, E-4A, E-4C, E-4D, E-4J, L-4S, L-4SA, L-5S, IND-3J, IND-4, IND-4A, OB-501, OB-502 P58~71
	OFF ROAD TIRES	E-1A, E-2, E-2A, E-2B, E-2C, E-2D, E-2F, E-2G, E-2I, E-2J, E-2L P72~76
	IND.TRACTOR AND MULTIPURPOSE TIRES	IND, R-4E IND, L-2C P77~79

LIST OF TREAD PATTERNS

COMPACTOR TIRES



GRADER TIRES



HEAVY-DUTY DUMP TRUCK TIRES



LIST OF TREAD PATTERNS

DUMPER TIRES



LOADER AND DOZER TIRES



LIST OF TREAD PATTERNS

UNDERGROUND MINING TIRES



SAND TIRES



INDUSTRIAL TIRES



LIST OF TREAD PATTERNS

OFF ROAD TIRES



OFF ROAD TIRES



IND. TRACTOR AND MULTIPURPOSE



LIST OF TIRE SIZES

COMPACTOR TIRES			
Rim Size (inch)	Tire Size	Tread Patern	Page
15"	7.50-15 TT	C-1	P13
	9.5/65-15 TT	C-1	P13
16"	7.50-16 TT	C-1	P13
	10.5/80-16 TT	C-1	P13
	12.00-16 TT	C-1	P13
20"	9.00-20 TT	C-1	P13
	11.00-20 TT	C-1	P13
	12.00-20 TT	C-1	P13
	13/80-20 TT	C-1	P13
	14/70-20 TT	C-1	P13
25"	20.5-25 TT	C-7	P15
26"	23.1-26 TT	C-1A	P14
	23.1-26 TT/TL	C-7	P15
	23.1-26 TT	C-7A	P16
	23.1-26 TL	C-7B	P17

GRADER TIRES			
Rim Size (inch)	Tire Size	Tread Patern	Page
24"	13.00-24 TL	G-2/L-2	P21
	13.00-24 TT/TL	G-2E	P18
	13.00-24 TL	E-3	P22
	14.00-24 TL	G-2/L-2	P21
	14.00-24 TT	E-4A	P23
	14.00-24 TT/TL	G-2E	P18
	14.00-24 TT/TL	E-3	P22
	16.00-24 TL	G-2C	P19
	16.00-24 TT/TL	G-3/E-3	P20

HEAVY-DUTY DUMP TRUCK TIRES				
Rim Size (inch)	Tire Size	Tread Patern	Page	
20"	9.00-20 TT	E-3C	P24	
	9.00-20 TT	M719	P28	
	9.00-20 TT	LB-077	P27	
	10.00-20 TT	E-3C	P24	
	10.00-20 TT	E-3C+	P25	
	10.00-20 TT	M719	P28	
	10.00-20 TT	M778	P29	
	10.00-20 TT	LB-077	P27	
	11.00-20 TT	E-3C	P24	
	11.00-20 TT	E-3C+	P25	
	11.00-20 TT	M719	P28	
	11.00-20 TT	M778	P29	
	11.00-20 TT	LB-077	P27	
	12.00-20 TT	E-3C	P24	
	12.00-20 TT	E-3C+	P25	
	12.00-20 TT	M719	P28	
	12.00-20 TT	M778	P29	
	12.00-20 TT	LB-077	P27	
	24"	12.00-24 TT	E-3C	P24
		12.00-24 TT	E-3D	P26
12.00-24 TT		LB-077	P27	

DUMPER TIRES			
Rim Size (inch)	Tire Size	Tread Patern	Page
20"	14.00-20 TT	E-3C	P31
	14.00-20 TT	E-3C++	P33
24"	14.00-24 TT	E-3C	P31
	14.00-24 TT	E-3C+	P32
	14.00-24 TT	M778	P30
	14.00-24 TT	E-3C	P31
25"	13.00-25 TT	E-3C	P31
	13.00-25 TT	E-3C+	P32
	13.00-25 TT	M778	P30
	14.00-25 TT/TL	E-3C	P31
	14.00-25 TT/TL	E-3C+	P32
	14.00-25 TT	M778	P30
	16.00-25 TT/TL	E-3C	P31
	16.00-25 TL	E-4J	P37
	18.00-25 TT/TL	E-3A	P35
	18.00-25 TT/TL	E-3C	P31
	18.00-25 TT/TL	E-3L	P34
	18.00-25 TT/TL	E-4J	P37
33"	18.00-33 TL	E-3L	P34
	18.00-33 TL	E-4D	P36
	18.00-33 TL	E-4J	P37
	21.00-33 TT/TL	E-3L	P34
35"	21.00-35 TL	E-3L	P34
	21.00-35 TL	E-4J	P37
	24.00-35 TL	E-3L	P34
	24.00-35 TL	E-4J	P37
49"	27.00-49 TL	E-4J	P37
51"	33.00-51 TL	E-4J	P37

LOADER AND DOZER TIRES			
Rim Size (inch)	Tire Size	Tread Patern	Page
20"	16/70-20 TL	E-2H	P38
	16/70-20 TT/TL	L-3A	P41
24"	16/70-24 TT/TL	E-2H	P38
	16/70-24 TT/TL	L-3A	P41
25"	15.5-25 TT/TL	E3/L3	P47
	15.5-25 TT/TL	L2	P39
	17.5-25 TT/TL	L-2A	P40
	17.5-25 TT	L-3C+	P43
	17.5-25 TT/TL	L-3K	P44
	17.5-25 TL	L-5	P45
	17.5-25 TL	L-5K	P46
	17.5-25 TL	L-5	P45
	17.5-25 TT/TL	E3/L3	P47
	17.5-25 TT/TL	E3/L3 E-3C	P49
	20.5-25 TL	L-2A	P40
	20.5-25 TT	L-3C+	P43
	20.5-25 TT/TL	L-3K	P44
	20.5-25 TL	L-5	P45
	20.5-25 TL	L-5K	P46
	20.5-25 TT/TL	E3/L3 E-3C	P49
	20.5-25 TT/TL	E3/L3	P47
	23.5-25 TT/TL	L-2A	P40
23.5-25 TT/TL	L-3C+	P43	

LIST OF TIRE SIZES

LOADER AND DOZER TIRES			
Rim Size (inch)	Tire Size	Tread Patern	Page
25"	23.5-25 TT/TL	L-3K	P44
	23.5-25 TT/TL	L-5	P45
	23.5-25 TL	L-5K	P46
	23.5-25 TT/TL	E3/L3 E-3C	P49
	23.5-25 TT/TL	E3/L3	P48
	26.5-25 TL	L-5	P45
	26.5-25 TL	E3/L3 E-3C	P49
	26.5-25 TL	E3/L3	P48
	29.5-25 TL	L-5	P45
	29.5-25 TL	E3/L3	P48
29"	29.5-29 TL	L-3B	P42
	33.25-29 TL	E3/L3	P48
33"	35/65-33 T	L-5	P45

UNDERGROUND MINING TIRES			
Rim Size (inch)	Tire Size	Tread Patern	Page
20"	10.00-20 TT	L-4S	P50
	12.00-20 TT	L-5S	P51
24"	12.00-24 TT/TL	L-4S	P50
	14.00-24 TT	L-4S	P50
	12.00-24 TT/TL	L-5S	P51
	14.00-24 TT/TL	L-5S	P51
25"	16.00-25 TL	L-5S	P51
	18.00-25 TL	L-5S	P51
	18.00-25 TL	L-5SSC	P52
	17.5-25 TT/TL	L-5S	P51
	20.5-25 TL	L-5S	P51
	23.5-25 TL	L-5S	P51
	26.5-25 TL	L-5S	P51
	26.5-25 TL	L-6S	P53

SAND TIRES			
Rim Size (inch)	Tire Size	Tread Patern	Page
20"	16/70-20 TT/TL	L-1A	P54
25"	18.00-25 TL	E-7	P55
	21.00-25 TL	E-7	P55
	66x44.00-25 TL	HF-1	P56
	66x43.00-25 TL	HF-2	P57

INDUSTRIAL SERVICE TIRES				
Rim Size (inch)	Tire Size	Tread Patern	Page	
20"	8.25-20 TT	IND-3J	P58	
	9.00-20 TT	IND-3J	P58	
	9.00-20 TT	OB-501	P59	
	10.00-20 TT	IND-3J	P58	
	10.00-20 TT	OB-501	P59	
	10.00-20 TT	OB-502	P59	
	11.00-20 TT	IND-3J	P58	
	12.00-20 TT	IND-3J	P58	
	12.00-20 TT	OB-501	P59	
	12.00-20 TT	OB-502	P59	
	24"	12.00-24 TT	E-4J	P66
		12.00-24 TL	L-5S	P65
12.00-24 TT		IND-4	P60	
12.00-24 TT		IND-4A	P61	
14.00-24 TT/TL		E-3	P70	
14.00-24 TL RTG		E-3	P67	
14.00-24 TT		E-4A	P71	
14.00-24 TT/TL		E-4J	P66	
14.00-24 TT		E-4C	P71	
14.00-24 TT/TL		L-5S	P65	
14.00-24 TT/TL		IND-4	P60	
14.00-24 TT/TL		IND-4A	P61	
25"		16.00-25 TT/TL	E-3	P70
		16.00-25 TL RTG	E-3	P67
		16.00-25 TT/TL	E-4J	P66
		16.00-25 TL	L-5S	P65
		18.00-25 TT/TL	E-3A	P62
		18.00-25 TL	E-3L	P68
	18.00-25 TL	E-4J	P66	
	18.00-25 TL	L-4S	P64	
	18.00-25 TL	L-4SA	P64	
	18.00-25 TL	L-5S	P65	
	18.00-25 TL	IND-4	P60	
	18.00-25 TL	IND-4A	P61	
33"	21.00-25 TL	E-3L	P68	
	21.00-25 TL	E-3LA	P69	
	18.00-33 TL	E-3L	P63	
	18.00-33 TL	E-4D	P63	
	18.00-33 TL	E-4J	P66	
	18.00-33 TL	L-5S	P65	
35"	21.00-35 TL	E-3L	P68	
	21.00-35 TL	E-3LA	P69	
	21.00-35 TL	E-4J	P66	
	24.00-35 TL	E-3L	P68	
	24.00-35 TL	E-4J	P66	

LIST OF TIRE SIZES

OFF ROAD TIRES

Rim Size (inch)	Tire Size	Tread Patern	Page
20"	8.25-20 TT	E-2B	P73
	9.00-20 TT	E-2A	P73
	9.00-20 TT	E-2I	P76
	10.00-20 TT	E-2A	P73
	11.00-20 TT	E-2	P72
	12.00-20 TT	E-2B	P73
	12.5-20 TT	E-2	P72
	13-20 TT	E-2	P72
	13.00-20 TT	E-2J	P76
	14.00-20 TT	E-2C	P74
	15.5-20 TT	E-1A	P72
	15.5-20 TT	E-2D	P74
	16.00-20 TT	E-2F	P75
	1200X500-508 TT	E-2L	P76
21"	1300X530-533 TT	E-2G	P75
24"	12.00-24 TT	E-2B	P73
25"	1500X600-635 TT/TL	E-2G	P75
27"	1600X600-685 TT	E-2G	P75

IND.TRACTOR AND MULTIPURPOSE TIRES

Rim Size (inch)	Tire Size	Tread Patern	Page
15"	35X15-15 TL	IND	P77
18"	280/80-18 TL	IND	P77
	340(12.5)/80-18 TL	IND	P77
20"	340(12.5)/80-20 TL	IND	P77
	400/70-20 TL	IND	P77
24"	400/70R24 TL	IND R-4E	P78
	400(405)/70R24 TL	IND R-4E	P78
	400(15.5)/80R24 TL	IND R-4E	P78
	440/80-24 TL	IND	P77
	440/80(16.9)R24 TL	IND R-4E	P78
	17.5L(460/70)R24 TL	IND R-4E	P78
	19.5L(500/70)R24 TL	IND R-4E	P78
	540/70(21L)R24 TL	IND R-4E	P78
26"	480/80-26 TL	IND	P77
	480/80(18.4)R26 TL	IND R-4E	P78
28"	440/80-28 TT/TL	IND	P77
	440/80(16.9)R28 TL	IND R-4E	P78
	17.5/50-28 TL	L-2C	P79

SPEED SYMBOLS AND CONVERSION TABLES

• Speed category

Speed Symbol	A1	A2	A3	A4	A5	A6	A7	A8	B	C	D	E	F
Speed (km/h)	5	10	15	20	25	30	35	40	50	60	65	70	80

• Pressure units conversion table

bar	1.5	2.0	2.5	3.0	3.5	4.0	4.5	5.0	5.5	6.0	6.5	7.0	7.5
kPA	150	200	250	300	350	400	450	500	550	600	650	700	750
p.s.i.	22	29	36	44	51	58	65	73	80	87	94	102	109

bar	8.0	8.5	9.0	9.5	10.0	10.5	11.0	11.5	12.0	12.5	13.0	13.5	14.0
kPA	800	850	900	950	1000	1050	1100	1150	1200	1250	1300	1350	1400
p.s.i.	116	123	131	138	145	152	160	167	174	181	189	196	203

OFF-THE-ROAD TIRE TREAD CODE DEFINITIONS

E Earthmover

- E-1 Rib Regular Tread
- E-2 Traction Regular Tread
- E-3 Regular Tread
- E-4 Deep Tread
- E-7 Flotation Tread

L Loader

- L-2 Traction Regular Tread
- L-3 Regular Tread
- L-4 Deep Tread
- L-5 Extra Deep Tread
- L-3S Smooth Regular Tread
- L-4S Smooth Deep Tread
- L-5S Smooth Extra Deep Tread

G Grader

- G-1 Rib Regular Tread
- G-2 Traction Regular Tread
- G-3 Regular Tread
- G-4 Deep Tread

C Compactor

- C-1 Smooth Tread
- C-2 Grooved Tread
- C-7 Flotation Tread

IND Industrial

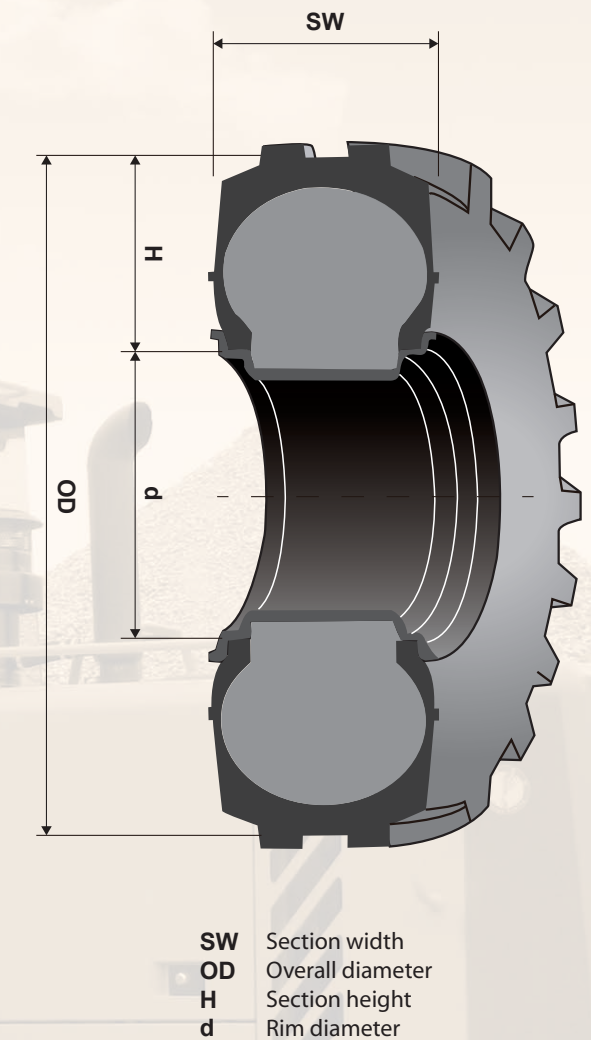
- IND-3 Regular Tread
- IND-4 Deep Tread
- IND-5 Extra Deep Tread

LOAD INDEX

LI	kg	LI	kg	LI	kg	LI	kg
100	800	135	2180	170	6000	205	16500
101	825	136	2240	171	6150	206	17000
102	860	137	2300	172	6300	207	17500
103	875	138	2360	173	6500	208	18000
104	900	139	2430	174	6700	209	18500
105	925	140	2500	175	6900	210	19000
106	950	141	2575	176	7100	211	19500
107	975	142	2650	177	7300	212	20000
108	1000	143	2725	178	7500	213	20600
109	1030	144	2800	179	7750	214	21200
110	1060	145	2900	180	8000	215	21800
111	1090	146	3000	181	8250	216	22400
112	1120	147	3075	182	8500	217	23000
113	1150	148	3150	183	8750	218	23600
114	1180	149	3250	184	9000	219	24300
115	1215	150	3350	185	9250	220	25000
116	1250	151	3450	186	9500	221	25750
117	1285	152	3550	187	9750	222	26500
118	1320	153	3650	188	10000	223	27250
119	1360	154	3750	189	10300	224	28000
120	1400	155	3850	190	10600	225	29000
121	1450	156	4000	191	10900	226	30000
122	1500	157	4125	192	11200	227	30750
123	1550	158	4250	193	11500	228	31500
124	1600	159	4375	194	11800	229	32500
125	1650	160	4500	195	12150	230	33500
126	1700	161	4625	196	12500	231	34500
127	1750	162	4750	197	12850	232	35500
128	1800	163	4875	198	13200	233	36500
129	1850	164	5000	199	13600	234	37500
130	1900	165	5150	200	14000	235	38750
131	1950	166	5300	201	14500	236	40000
132	2000	167	5450	202	15000	237	41250
133	2060	168	5600	203	15500	238	42500
134	2120	169	5800	204	16000	239	43750

TIRE SIZE MARKING







18.00-25	
18.00	Nominal section width (in inches)
-	Diagonal
25	Nominal rim diameter (in inches)
10.5/80-16	
10.5	Nominal section width (in inches)
80	Aspect ration H/SW(%)
-	Diagonal
16	Nominal rim diameter (in inches)
23.5-25	
23.5	Nominal section width (in inches)
-	Diagonal
25	Nominal rim diameter (in inches)
66x44.00-25	
66	Overall diameter (in inches)
44.00	Nominal section width (in inches)
-	Diagonal
25	Nominal rim diameter (in inches)
1500X600-635	
1500	Overall diameter (mm)
600	Nominal section width (mm)
-	Diagonal
635	Nominal rim diameter (mm)



USES AND CHARACTERISTICS OF OFF-THE-ROAD TYRES

The qualities which off-the-road tyres must possess differ somewhat according to the function they must serve and the type of vehicles on which they are mounted.

These differences are outlined in Table.

Type	Function	Vehicles	Main characteristics required
Earthmover	Transporting		Cut-resistance Wear-resistance Heat-resistance Shock burst-resistance
Load and dozer	Loading and dozing		Cut-resistance Wear-resistance
Grader	Grading ,leveling		Traction Maneuverability (directional stability)
High-speed vehicle	High-speed transpoting		Heat-resistance Wear-resistance Traction
Industrial	Handling		Wear-resistance Impact and Puncture resistance Heat-resistance
Compactor	Compacting		Oil-resistance, Cut-resistance, Wear-resistance

C-1 COMPACTOR TYRES

- Applicable for vibrating roller operate on many kinds of pavement materials such as compacted subgrade and bituminous street
- With excellent damping and compaction performance
- Reversed arc tread design wide and flat
- Tread compound has excellent oil resistance



CAT.No.	No.	Tire Size	Ply Rating	Speed Symbol	Tire Type	Pattern	Section Width		Overall Diameter		Max.Speed		Inflatio Pressure		Max. Load		Design Rim Width	Tire Valve	Tread Depth	
							mm	ins	mm	ins	km/h	mph	kPa	psi	kg	lbs			(mm)	(32nds)
TBA	11AGE056	9.5/65-15	6	A2	TT	C-1	235	9.3	673	26.5	10	5	325	47	1315	2900	7.00	TR15	12.0	15.1
A3GGE001	A1AGE005	7.50-15	14	A2	TT	C-1	215	8.5	785	30.9	10	5	875	127	2900	6400	6.00	DG10	20.0	25.2
A3GGE004	A1AGE004	7.50-16	14	A2	TT	C-1	215	8.5	810	31.9	10	5	925	134	3075	6780	6.00G	DG05C	18.0	22.7
TBA	11AGE057	10.5/80-16	6	A2	TT	C-1	263	10.4	812	32.0	10	5	300	44	1875	4135	8.00	TR15	12.0	15.1
TBA	11AGE002	12.00-16	12	A2	TT	C-1	315	12.4	1020	40.2	10	5	550	80	4625	10200	8.50	DG09C	26.0	32.8
TBA	11AGE008	9.00-20	12	A2	TT	C-1	255	10.0	1015	40.0	10	5	625	91	4000	8800	7.00	DG07C	20.0	25.2
13GGE008	11AGE009	9.00-20	14	A2	TT	C-1	255	10.0	1015	40.0	10	5	725	105	4375	9650	7.00	DG07C	20.0	25.2
TBA	11AGE021	9.00-20	16	A2	TT	C-1	255	10.0	1015	40.0	10	5	825	120	4750	10500	7.00	DG07C	20.0	25.2
A3GGE007	A1AGE013	11.00-20	16	A2	TT	C-1	290	11.4	1080	42.5	10	5	725	105	5450	12000	8.00	DG09C	22.0	27.7
TBA	A1AGE015	11.00-20	18	A2	TT	C-1	290	11.4	1080	42.5	10	5	825	120	5800	12800	8.00	DG09C	22.0	27.7
TBA	A1AGE014	11.00-20	24	A2	TT	C-1	290	11.4	1080	42.5	10	5	1125	163	7100	15655	8.00	DG09C	22.0	27.7
13GGE010	11AGE003	12.00-20	16	A2	TT	C-1	315	12.4	1120	44.1	10	5	675	98	6000	13230	8.50	DG09C	26.0	32.8
TBA	11AGE043	12.00-20	24	A2	TT	C-1	315	12.4	1120	44.1	10	5	1025	149	7500	16535	8.50	DG09C	26.0	32.8
A3GGE008	A1AGE012	13/80-20	16	A2	TT	C-1	320	12.6	1060	41.7	10	5	800	116	5450	12015	8.50	DG09C	20.0	25.2
13GGE009	11AGE004	14/70-20	14	A2	TT	C-1	355	14.0	980	38.6	10	5	500	73	4270	9400	11.00TG	DG05C	28.0	35.3

C-1A COMPACTOR TIRES

- Applicable for vibrating roller operate on many kinds of pavement materials such as compacted subgrade and bituminous street
- With excellent damping and compaction performance
- Reversed arc tread design wide and flat
- Tread compound has excellent oil resistance



CAT. No.	No.	Tire Size	Ply Rating	Speed Symbol	Tire Type	Pattern	Section Width		Overall Diameter		Max. Speed		Inflation Pressure		Max. Load		Design Rim Width	Tire Valve	Tread Depth	
							mm	ins	mm	ins	km/h	mph	kPa	psi	kg	lbs			(mm)	(32nds)
TBA	11AGE018	23.1-26	8	A6/*A2	TT	C-1A	595	23.4	1500	59.1	30/*10	20/*5	110/*140	16/*20	2825/*4000	6230/*8820	DW20	DG01C	22.0	27.7
TBA	11AGE013	23.1-26	12	A6/*A2	TT	C-1A	595	23.4	1500	59.1	30/*10	20/*5	170/*200	25/*29	3655/*5150	8060/*11350	DW20	DG01C	22.0	27.7
A3GGE006	11AGE026	23.1-26	14	A6/*A2	TT	C-1A	595	23.4	1500	59.1	30/*10	20/*5	200/*230	29/*33	4050/*5600	8930/*12350	DW20	DG01C	22.0	27.7

C-7 COMPACTOR TIRES

- Applicable for vibrating roller operate on many kinds of pavement materials such as compacted subgrade and bituminous street
- With excellent damping and compaction performance
- Excellent flotation and traction performance



CAT. No.	No.	Tire Size	Ply Rating	Speed Symbol	Tire Type	Pattern	Section Width		Overall Diameter		Max. Speed		Inflation Pressure		Max. Load		Design Rim Width	Tire Valve	Tread Depth	
							mm	ins	mm	ins	km/h	mph	kPa	psi	kg	lbs			(mm)	(32nds)
TBA	11AGE046	20.5-25	16	A2	TT	C-7	520	20.5	1490	58.7	10	5	350	51	8250	18150	17.00/2.0	DG09C	17.0	21.4
TBA	11AGE019	23.1-26	8	A6/*A2	TT	C-7	595	23.4	1500	59.1	30/*10	20/*5	110/*140	16/*20	2825/*4000	6230/*8820	DW20	DG01C	16.0	20.2
13GGE001	11AGE014	23.1-26	12	A6/*A2	TT	C-7	595	23.4	1500	59.1	30/*10	20/*5	170/*200	25/*29	3655/*5150	8060/*11350	DW20	DG01C	16.0	20.2
TBA	11AGE016	23.1-26	14	A6/*A2	TT	C-7	595	23.4	1500	59.1	30/*10	20/*5	200/*230	29/*33	4050/*5600	8930/*12350	DW20	DG01C	16.0	20.2
TBA	11AGE020	23.1-26DB	16	A6/*A2	TT	C-7	595	23.4	1500	59.1	30/*10	20/*5	230/*260	33/*38	4395/*6150	9700/*13600	DW20	DG01C	16.0	20.2
A3GGE005	A1AGE002	23.1-26	8	A6/*A2	TL	C-7	595	23.4	1500	59.1	30/*10	20/*5	110/*140	16/*20	2825/*4000	6230/*8820	DW20	TL	16.0	20.2
A3GGE002	A1AGE001	23.1-26	12	A6/*A2	TL	C-7	595	23.4	1500	59.1	30/*10	20/*5	170/*200	25/*29	3655/*5150	8060/*11350	DW20	TL	16.0	20.2
13GGE002	11AGE015	23.1-26DB	12	A6/*A2	TL	C-7	595	23.4	1500	59.1	30/*10	20/*5	170/*200	25/*29	3655/*5150	8060/*11350	DW20	TL	16.0	20.2
TBA	A1AGG011	23.1-26DB	14	A6/*A2	TL	C-7	595	23.4	1500	59.1	30/*10	20/*5	200/*230	29/*33	4050/*5600	8930/*12350	DW20	TL	16.0	20.2
13GGE007	11AGE017	23.1-26DB	16	A6/*A2	TL	C-7	595	23.4	1500	59.1	30/*10	20/*5	230/*260	33/*38	4395/*6150	9700/*13600	DW20	TL	16.0	20.2

* DB—Double Bead Rings

C-7A COMPACTOR TIRES

- Applicable for vibrating roller operate on many kinds of pavement materials such as compacted subgrade and bituminous street
- With excellent damping and compaction performance
- Excellent flotation and traction performance



CAT.No.	No.	Tire Size	Ply Rating	Speed Symbol	Tire Type	Pattern	Section Width		Overall Diameter		Max.Speed		Inflatio Pressure		Max. Load		Design Rim Width	Tire Valve	Tread Depth	
							mm	ins	mm	ins	km/h	mph	kPa	psi	kg	lbs			(mm)	(32nds)
TBA	11AGE023	23.1-26	8	A6/*A2	TT	C-7A	595	23.4	1500	59.1	30/*10	20/*5	110/*140	16/*20	2825/*4000	6230/*8820	DW20	DG01C	16.0	20.2
TBA	11AGE024	23.1-26	12	A6/*A2	TT	C-7A	595	23.4	1500	59.1	30/*10	20/*5	170/*200	25/*29	3655/*5150	8060/*11350	DW20	DG01C	16.0	20.2
13GGE003	11AGE025	23.1-26	14	A6/*A2	TT	C-7A	595	23.4	1500	59.1	30/*10	20/*5	200/*230	29/*33	4050/*5600	8930/*12350	DW20	DG01C	16.0	20.2

C-7B COMPACTOR TIRES

- Applicable for vibrating roller operate on many kinds of pavement materials such as compacted subgrade and bituminous street
- With excellent damping and compaction performance
- Excellent flotation and traction performance
- Deep tread design gains longer service life



CAT.No.	No.	Tire Size	Ply Rating	Speed Symbol	Tire Type	Pattern	Section Width		Overall Diameter		Max.Speed		Inflatio Pressure		Max. Load		Design Rim Width	Tire Valve	Tread Depth	
							mm	ins	mm	ins	km/h	mph	kPa	psi	kg	lbs			(mm)	(32nds)
TBA	A1AGE007	23.1-26	8	A6/*A2	TL	C-7B	595	23.4	1500	59.1	30/*10	20/*5	110/*140	16/*20	2825/*4000	6230/*8820	DW20	TL	19.0	25.2
TBA	A1AGE006	23.1-26	12	A6/*A2	TL	C-7B	595	23.4	1500	59.1	30/*10	20/*5	170/*200	25/*29	3655/*5150	8060/*11350	DW20	TL	19.0	25.2

G-2E GRADER TIRES

- Applicable for road machinery like grader
- Directional pattern design provides high traction
- Thicken tread shoulder design provides excellent cut-resistance
- Applicable for soft, muddy and sand terrain. Pattern has excellent self-clean and traction performance



CAT. No.	No.	Tire Size	Ply Rating	Speed Symbol	Tire Type	Pattern	Section Width		Overall Diameter		Max. Speed		Inflation Pressure		Max. Load		Design Rim Width	Tire Valve	Tread Depth	
							mm	ins	mm	ins	km/h	mph	kPa	psi	kg	lbs			(mm)	(32nds)
A3GG0136	A1AGO236	13.00-24	12	A8/*A2	TL	G-2E	335	13.2	1280	50.4	40/*10	25/*5	300/*450	44/*65	2725/*5600	6000/*12300	8.00TG	TL	25.0	31.5
A3GG0165	A1AGO274	13.00-24	14	A8/*A2	TL	G-2E	335	13.2	1280	50.4	40/*10	25/*5	350/*525	51/*76	3000/*6150	6610/*13560	8.00TG	TL	25.0	31.5
A3GG0174	A1AGO282	13.00-24	16	A8/*A2	TL	G-2E	335	13.2	1280	50.4	40/*10	25/*5	400/*600	58/*87	3250/*6500	7150/*14300	8.00TG	TL	25.0	31.5
13GG0038	11AGO214	13.00-24	12	A8/*A2	TT	G-2E	335	13.2	1280	50.4	40/*10	25/*5	300/*450	44/*65	2725/*5600	6000/*12300	8.00TG	DG09C	25.0	31.5
TBA	11AGO213	13.00-24	16	A8/*A2	TT	G-2E	335	13.2	1280	50.4	40/*10	25/*5	400/*600	58/*87	3250/*6500	7150/*14300	8.00TG	DG09C	25.0	31.5
A3GG0137	A1AGO237	14.00-24	12	A8/*A2	TL	G-2E	360	14.2	1350	53.1	40/*10	25/*5	250/*425	36/*62	3075/*6300	6800/*13900	8.00TG	TL	28.5	35.9
A3GG0166	A1AGO275	14.00-24	14	A8/*A2	TL	G-2E	360	14.2	1350	53.1	40/*10	25/*5	325/*475	47/*69	3450/*6700	7600/*14800	8.00TG	TL	28.5	35.9
A3GG0167	A1AGO276	14.00-24	16	A8/*A2	TL	G-2E	360	14.2	1350	53.1	40/*10	25/*5	350/*550	51/*80	3650/*7300	8050/*16100	8.00TG	TL	28.5	35.9
TBA	11AGO221	14.00-24	16	A8/*A2	TT	G-2E	360	14.2	1350	53.1	40/*10	25/*5	350/*550	51/*80	3650/*7300	8050/*16100	8.00TG	DG09C	28.5	35.9

G-2C GRADER TIRES

- Applicable for road machinery like grader
- Directional pattern design provides high traction
- Applicable for soft, muddy and sand terrain. Pattern has excellent self-clean and traction performance



CAT. No.	No.	Tire Size	Ply Rating	Speed Symbol	Tire Type	Pattern	Section Width		Overall Diameter		Max. Speed		Inflation Pressure		Max. Load		Design Rim Width	Tire Valve	Tread Depth	
							mm	ins	mm	ins	km/h	mph	kPa	psi	kg	lbs			(mm)	(32nds)
A3GG0018	A1AGO009	16.00-24	16	A8/*A2	TL	G-2C	435	17.1	1460	57.5	40/*10	25/*5	300/*425	44/*62	4500/*8250	9900/*18200	10.00VA	TL	29.0	36.5

G-3/E-3 GRADER TIRES

- Applicable for road machinery like grader
- Big lugs and wide tread design provides excellent traction, wear resistance and cut resistance
- Applicable for soft, muddy and sand terrain. Pattern has excellent self-clean



CAT. No.	No.	Tire Size	Ply Rating	Speed Symbol	Tire Type	Pattern	Section Width		Overall Diameter		Max. Speed		Inflation Pressure		Max. Load		Design Rim Width	Tire Valve	Tread Depth	
							mm	ins	mm	ins	km/h	mph	kPa	psi	kg	lbs			(mm)	(32nds)
A3GG0055	A1AG0010	16.00-24	16	A8/*B	TL	G-3/E-3	435	17.1	1460	57.5	40/*50	25/*30	300/*325	44/*47	4500/*4875	9900/*10700	10.00VA	TL	28.5	35.9
13GG0050	11AG0222	16.00-24	16	A8/*B	TT	G-3/E-3	435	17.1	1460	57.5	40/*50	25/*30	300/*325	44/*47	4500/*4875	9900/*10700	10.00VA	DG09C	28.5	35.9

G-2/L-2 GRADER TIRES

- Applicable for road machinery like grader
- Directional pattern design provides high traction
- Thicken tread shoulder design provides excellent cut-resistance
- Applicable for soft, muddy and sand terrain. Pattern has excellent self-clean and traction performance



CAT. No.	No.	Tire Size	Ply Rating	Speed Symbol	Tire Type	Pattern	Section Width		Overall Diameter		Max. Speed		Inflation Pressure		Max. Load		Design Rim Width	Tire Valve	Tread Depth	
							mm	ins	mm	ins	km/h	mph	kPa	psi	kg	lbs			(mm)	(32nds)
A3GG0184	A1AG0294	13.00-24	12	A8/*A2	TL	G-2/L-2	333	13.1	1278	50.3	40/*10	25/*5	300/*450	44/*65	2725/*5600	6000/*12300	8.00TG	TL	25.0	31.5
A3GG0183	A1AG0293	14.00-24	12	A8/*A2	TL	G-2/L-2	362	14.3	1348	53.1	40/*10	25/*5	250/*425	36/*62	3075/*6300	6800/*13900	8.00TG	TL	28.5	35.9

E-3 GRADER TIRES

- Applicable for grader and telehandler
- Rock and non-directional tread pattern design
- Excellent grip, traction and controllability



CAT. No.	No.	Tire Size	Ply Rating	Speed Symbol	Tire Type	Pattern	Section Width		Overall Diameter		Max. Speed		Inflation Pressure		Max. Load		Design Rim Width	Tire Valve	Tread Depth	
							mm	ins	mm	ins	km/h	mph	kPa	psi	kg	lbs			(mm)	(32nds)
A3GG009	A1AGO140	13.00-24	12	A8	TL	E-3	335	13.2	1280	50.4	40	25	300	44	2725	6007	8.00TG	TL	30.0	37.8
A3GG0173	A1AGO283	13.00-24	16	A8	TL	E-3	335	13.2	1280	50.4	40	25	400	58	3250	7165	8.00TG	TL	30.0	37.8
TBA	A1AGO176	13.00-24	18	A8	TL	E-3	335	13.2	1280	50.4	40	25	450	65	3450	7606	8.00TG	TL	30.0	37.8
TBA	TBA	14.00-24	12	B	TL	E-3	375	14.8	1370	53.9	50	30	275	40	3350	7385	10.00WA	TL	29.0	36.5
TBA	TBA	14.00-24	16	B	TL	E-3	375	14.8	1370	53.9	50	30	375	54	4000	8800	10.00WA	TL	29.0	36.5
13GG0042	11AGO011	14.00-24	16	B	TT	E-3	375	14.8	1370	53.9	50	30	375	54	4000	8800	10.0	DG09C	29.0	36.5
TBA	11AGO013	14.00-24	20	B	TT	E-3	375	14.8	1370	53.9	50	30	475	69	4625	10200	10.0	DG09C	29.0	36.5

E-4A GRADER TIRES

- Applicable for grader and telehandler
- Rock and non-directional tread pattern design
- Excellent grip, traction and controllability
- Shallow pattern in the middle of crown gives better anti-skid



CAT. No.	No.	Tire Size	Ply Rating	Speed Symbol	Tire Type	Pattern	Section Width		Overall Diameter		Max. Speed		Inflation Pressure		Max. Load		Design Rim Width	Tire Valve	Tread Depth	
							mm	ins	mm	ins	km/h	mph	kPa	psi	kg	lbs			(mm)	(32nds)
TBA	11AGO012	14.00-24	16	B	TT	E-4A	375	14.8	1370	53.9	50	30	375	54	4000	8800	10.00	DG09C	31.0	39.1
A3GG0076	11AGO014	14.00-24	20	B	TT	E-4A	375	14.8	1370	53.9	50	30	475	69	4625	10200	10.00	DG09C	31.0	39.1

E-3C DUMPER TIRES (HEAVY-DUTY DUMP TRUCK SERIES)

- Applicable for heavy-duty dump trucks
- Applicable for worse road like mining and construction sites
- Rock and non-directional tread pattern design
- Excellent grip, traction and controllability
- High strength carcass design plus excellent compound provides excellent puncture resistance, cut-resistant and wear resistance



CAT.No.	No.	Tire Size	Ply Rating	Speed Symbol	Tire Type	Pattern	Section Width		Overall Diameter		Max.Speed		Inflatio Pressure		Max. Load		Design Rim Width	Tire Valve	Tread Depth	
							mm	ins	mm	ins	km/h	mph	kPa	psi	kg	lbs			(mm)	(32nds)
TBA	A1AZK020	9.00-20	16	B	TT	E-3C	259	10.2	1038	40.9	50	30	880	127	2900	6395	7.00	DG07C	25.0	31.5
A3GZK015	A1AZK021	10.00-20	16	B	TT	E-3C	278	10.9	1073	42.2	50	30	810	117	3000	6610	7.50	DG08C	25.5	32.1
A3GZK010	A1AZK011	11.00-20	18	B	TT	E-3C	293	11.5	1105	43.5	50	30	910	132	3650	8045	8.00	DG09C	27.0	34.0
A3GZK011	A1AZK019	12.00-20	18	B	TT	E-3C	315	12.4	1145	45.1	50	30	810	118	3750	8265	8.50	DG09C	28.0	35.3
TBA	A1AZK012	12.00-20	20	B	TT	E-3C	315	12.4	1145	45.1	50	30	880	127	4000	8820	8.50	DG09C	28.0	35.3
TBA	11AZK043	12.00-24	20	B	TT	E-3C	315	12.4	1247	49.1	50	30	550	80	3650	8050	8.50	DG09C	29.0	36.5
TBA	11AZK044	12.00-24	24	B	TT	E-3C	315	12.4	1247	49.1	50	30	650	94	4125	9090	8.50	DG09C	29.0	36.5

E-3C+ DUMPER TIRES (HEAVY-DUTY DUMP TRUCK SERIES)

- Applicable for heavy-duty dump trucks
- Applicable for worse road like mining and construction sites
- Rock and non-directional tread pattern design
- Excellent grip, traction and controllability
- High strength carcass design plus excellent compound provides excellent puncture resistance, cut-resistant and wear resistance
- Deep tread design gains longer service life



CAT.No.	No.	Tire Size	Ply Rating	Speed Symbol	Tire Type	Pattern	Section Width		Overall Diameter		Max.Speed		Inflatio Pressure		Max. Load		Design Rim Width	Tire Valve	Tread Depth	
							mm	ins	mm	ins	km/h	mph	kPa	psi	kg	lbs			(mm)	(32nds)
TBA	A1AZK025	10.00-20	16	B	TT	E-3C+	278	10.9	1073	42.2	50	30	810	117	3000	6610	7.50	DG08C	31.0	39.1
TBA	A1AZK026	11.00-20	18	B	TT	E-3C+	293	11.5	1105	43.5	50	30	910	132	3650	8045	8.00	DG09C	31.0	39.1
TBA	A1AZK027	12.00-20	18	B	TT	E-3C+	315	12.4	1145	45.1	50	30	810	117	3750	8265	8.50	DG09C	32.5	40.9

E-3D DUMPER TIRES (HEAVY-DUTY DUMP TRUCK SERIES)

- Applicable for heavy-duty dump trucks
- Applicable for worse road like mining and construction sites
- Rock and deep tread pattern design
- Excellent grip, traction and controllability
- High strength carcass with aramid breaker and good compound provides good puncture resistance, cut-resistant and wear resistance



CAT.No.	No.	Tire Size	Ply Rating	Speed Symbol	Tire Type	Pattern	Section Width		Overall Diameter		Max.Speed		Inflatio Pressure		Max. Load		Design Rim Width	Tire Valve	Tread Depth	
							mm	ins	mm	ins	km/h	mph	kPa	psi	kg	lbs			(mm)	(32nds)
13GZ0018	11AZ0116	12.00-24	18	F	TT	E-3D	315	12.4	1275	50.2	80	50	700	102	3660	8070	8.50	DG09C	39.0	49.1

LB-077 DUMPER TIRES (HEAVY-DUTY DUMP TRUCK SERIES)

- Applicable for heavy-duty dump trucks
- Applicable for worse road like mining and construction sites
- Rock and non-directional tread pattern design provides excellent grip and traction performance
- High strength carcass design plus excellent compound provides excellent puncture resistance, cut-resistant and wear resistance



CAT.No.	No.	Tire Size	Ply Rating	Speed Symbol	Tire Type	Pattern	Section Width		Overall Diameter		Max.Speed		Inflatio Pressure		Max. Load		Design Rim Width	Tire Valve	Tread Depth	
							mm	ins	mm	ins	km/h	mph	kPa	psi	kg	lbs			(mm)	(32nds)
TBA	A1AZK016	9.00-20	16	B	TT	LB-077	259	10.2	1038	40.9	50	30	880	127	2900	6395	7.00	DG07C	18.0	22.7
13GZK007	A1AZK005	10.00-20	16	B	TT	LB-077	278	10.9	1073	42.2	50	30	810	118	3000	6615	7.50	DG08C	19.5	24.6
A3GZK017	A1AZK003	11.00-20	18	B	TT	LB077	293	11.5	1105	43.5	50	30	910	132	3650	8045	8.00	DG09C	20.0	25.2
A3GZK018	A1AZK006	12.00-20	18	B	TT	LB-077	315	12.4	1145	45.1	50	30	810	118	3750	8265	8.50	DG09C	21.0	26.5
A3GZK008	A1AZK015	12.00-20	20	B	TT	LB-077	315	12.4	1145	45.1	50	30	880	127	4000	8820	8.50	DG09C	21.0	26.5
TBA	11AZK038	12.00-24	24	B	TT	LB-077	315	12.4	1245	49.0	50	30	650	94	4125	9090	8.50	DG09C	27.5	34.6
TBA	11AZK060	12.00-24	28	B	TT	LB-077	315	12.4	1245	49.0	50	30	750	109	4500	9920	8.50	DG09C	27.5	34.6

M719 DUMPER TIRES (HEAVY-DUTY DUMP TRUCK SERIES)

- Applicable for heavy-duty dump trucks
- Applicable for worse road like mining and construction sites
- Unique pattern design provides excellent grip and traction performance
- High strength carcass design plus excellent compound provides excellent puncture resistance, cut-resistant and wear resistance



CAT. No.	No.	Tire Size	Ply Rating	Speed Symbol	Tire Type	Pattern	Section Width		Overall Diameter		Max.Speed		Inflatio Pressure		Max. Load		Design Rim Width	Tire Valve	Tread Depth	
							mm	ins	mm	ins	km/h	mph	kPa	psi	kg	lbs			(mm)	(32nds)
TBA	A1AZK007	9.00-20	16	B	TT	M719	259	10.2	1038	40.9	50	30	880	127	2900	6395	7.00	DG07C	24.0	30.2
TBA	A1AZK008	10.00-20	16	B	TT	M719	278	10.9	1073	42.2	50	30	810	118	3000	6615	7.50	DG08C	25.0	31.5
B3GZK006	11AZK021	11.00-20	18	B	TT	M719	293	11.5	1105	43.5	50	30	910	132	3650	8045	8.00	DG09C	26.5	33.4
TBA	11AZK022	12.00-20	18	B	TT	M719	315	12.4	1145	45.1	50	30	810	118	3750	8265	8.50	DG09C	26.5	33.4
TBA	A1AZK013	12.00-20	20	B	TT	M719	315	12.4	1145	45.1	50	30	880	127	4000	8820	8.50	DG09C	26.5	33.4

M778 DUMPER TIRES (HEAVY-DUTY DUMP TRUCK SERIES)

- Applicable for heavy-duty dump trucks
- Applicable for worse road like mining and construction sites
- Rock and non-directional tread pattern design provides excellent grip and traction performance
- High strength carcass design plus excellent compound provides excellent puncture resistance, cut-resistant and wear resistance
- Deep tread design gains longer service life



CAT. No.	No.	Tire Size	Ply Rating	Speed Symbol	Tire Type	Pattern	Section Width		Overall Diameter		Max.Speed		Inflatio Pressure		Max. Load		Design Rim Width	Tire Valve	Tread Depth	
							mm	ins	mm	ins	km/h	mph	kPa	psi	kg	lbs			(mm)	(32nds)
13GZK005	11AZK053	10.00-20	16	B	TT	M778	278	10.9	1073	42.2	50	30	810	118	3000	6615	7.50	DG08C	28.0	35.3
13GZK003	11AZK049	11.00-20	18	B	TT	M778	293	11.5	1105	43.5	50	30	910	132	3650	8045	8.00	DG09C	28.0	35.3
13GZK004	11AZK050	12.00-20	18	B	TT	M778	315	12.4	1145	45.1	50	30	810	118	3750	8265	8.50	DG09C	29.0	36.5
TBA	TBA	12.00-20	20	B	TT	M778	315	12.4	1145	45.1	50	30	880	127	4000	8820	8.50	DG09C	29.0	36.5

M778 DUMPER TIRES (WIDE-BODIED DUMPER SERIES)

- Applicable for wide-bodied dumping trucks
- Applicable for worse road like mining and construction sites
- Rock and non-directional tread pattern design provides excellent grip and traction performance
- High strength carcass design plus excellent compound provides excellent puncture resistance, cut-resistant and wear resistance
- Deep tread design gains longer service life



CAT. No.	No.	Tire Size	Ply Rating	Speed Symbol	Tire Type	Pattern	Section Width		Overall Diameter		Max.Speed		Inflatio Pressure		Max. Load		Design Rim Width	Tire Valve	Tread Depth	
							mm	ins	mm	ins	km/h	mph	kPa	psi	kg	lbs			(mm)	(32nds)
TBA	11AGK013	14.00-24	24	B	TT	M778	375	14.8	1370	53.9	50	30	575	83	5150	11350	10.00	DG09C	30.5	38.4
TBA	11AGK015	14.00-24	28	B	TT	M778	375	14.8	1370	53.9	50	30	650	94	5600	12350	10.00	DG09C	30.5	38.4
TBA	TBA	14.00-24	36	B	TT	M778	375	14.8	1370	53.9	50	30	850	123	6500	14330	10.00	DG09C	30.5	38.4
TBA	11AGK012	13.00-25	28	B	TT	M778	335	13.2	1300	51.2	50	30	700	101	4875	10750	8.50	DG09C	30.0	37.8
TBA	TBA	13.00-25	36	B	TT	M778	335	13.2	1300	51.2	50	30	900	131	6500	14330	8.50	DG09C	30.0	37.8
TBA	TBA	14.00-25	28	B	TT	M778	375	14.8	1370	53.9	50	30	650	94	5600	12350	10.00	DG09C	30.5	38.4
TBA	11AGK014	14.00-25	36	B	TT	M778	375	14.8	1370	53.9	50	30	850	123	6500	14330	10.00	DG09C	30.5	38.4

E-3C DUMPER TIRES (WIDE-BODIED DUMPER SERIES)

- Applicable for wide-bodied dumping trucks
- Applicable for worse road like mining and construction sites
- Rock and non-directional tread pattern design
- Excellent grip, traction and controllability
- High strength carcass design plus excellent compound provides excellent puncture resistance, cut-resistant and wear resistance



CAT. No.	No.	Tire Size	Ply Rating	Speed Symbol	Tire Type	Pattern	Section Width		Overall Diameter		Max.Speed		Inflatio Pressure		Max. Load		Design Rim Width	Tire Valve	Tread Depth	
							mm	ins	mm	ins	km/h	mph	kPa	psi	kg	lbs			(mm)	(32nds)
TBA	11AZK042	14.00-20	20	B	TT	E-3C	375	14.8	1266	49.8	50	30	770	112	5000	11020	10.00	DG09C	27.0	34.0
A3GZK007	11AZK034	14.00-20	24	B	TT	E-3C	375	14.8	1266	49.8	50	30	920	134	5600	12350	10.00	DG09C	27.0	34.0
TBA	11AZK052	14.00-20	28	B	TT	E-3C	375	14.8	1266	49.8	50	30	1075	156	6000	13200	10.00	DG09C	27.0	34.0
13GGK002	11AGK006	14.00-24	24	B	TT	E-3C	375	14.8	1370	53.9	50	30	575	83	5150	11400	10.00	DG09C	27.5	34.6
13GGK003	11AGK007	14.00-24	28	B	TT	E-3C	375	14.8	1370	53.9	50	30	650	94	5600	12300	10.00	DG09C	27.5	34.6
TBA	TBA	14.00-24	36	B	TT	E-3C	375	14.8	1370	53.9	50	30	850	123	6500	14330	10.00	DG09C	27.5	34.6
A3GG0141	11AGO149	13.00-25	28	B	TT	E-3C	335	13.2	1300	51.2	50	30	700	101	4875	10750	8.50	DG09C	26.5	33.4
13GGK005	11AGK023	13.00-25	36	B	TT	E-3C	335	13.2	1300	51.2	50	30	900	131	5600	12340	8.50	DG09C	26.5	33.4
TBA	TBA	14.00-25	28	B	TT	E-3C	375	14.8	1370	53.9	50	30	650	94	5600	12340	10.00	DG09C	28.0	35.3
13GG0014	11AGO163	14.00-25	36	B	TT	E-3C	375	14.8	1370	53.9	50	30	850	123	6500	14330	10.00	DG09C	28.0	35.3
A3GGK004	11AGK019	14.00-25	36	B	TL	E-3C	375	14.8	1370	53.9	50	30	850	123	6500	14330	10.00	TL	28.0	35.3
TBA	11AGO300	16.00-25	32	B	TL	E-3C	430	16.9	1495	58.9	50	30	650	94	7300	16090	11.25	TL	34.0	42.8
TBA	A1AGO295	16.00-25	36	B	TL	E-3C	430	16.9	1495	58.9	50	30	725	105	7750	17100	11.25	TL	34.0	42.8
TBA	11AGO185	16.00-25	28	B	TT	E-3C	430	16.9	1495	58.9	50	30	575	83	6700	14800	11.25	DG09C	34.0	42.8
TBA	11AGO299	16.00-25	32	B	TT	E-3C	430	16.9	1495	58.9	50	30	650	94	7300	16090	11.25	DG09C	34.0	42.8
TBA	11AGO192	16.00-25	36	B	TT	E-3C	430	16.9	1495	58.9	50	30	725	105	7750	17100	11.25	DG09C	34.0	42.8
TBA	TBA	18.00-25	32	B	TL	E-3C	500	19.7	1615	63.6	50	30	575	83	8750	19300	13.00/2.5	TL	36.0	45.4
TBA	TBA	18.00-25	36	B	TL	E-3C	500	19.7	1615	63.6	50	30	625	90	9250	20400	13.00/2.5	TL	36.0	45.4
TBA	TBA	18.00-25	32	B	TT	E-3C	500	19.7	1615	63.6	50	30	575	83	8750	19300	13.00/2.5	DG09C	36.0	45.4
TBA	TBA	18.00-25	36	B	TT	E-3C	500	19.7	1615	63.6	50	30	625	90	9250	20400	13.00/2.5	DG09C	36.0	45.4
13GGK004	11AGK021	18.00-25	40	B	TT	E-3C	500	19.7	1615	63.6	50	30	700	102	9750	21500	13.00/2.5	DG09C	36.0	45.4

E-3C+ DUMPER TIRES (WIDE-BODIED DUMPER SERIES)

- Applicable for wide-bodied dumping trucks
- Applicable for worse road like mining and construction sites
- Rock and non-directional tread pattern design
- Excellent grip, traction and controllability
- High strength carcass design plus excellent compound provides excellent puncture resistance, cut-resistant and wear resistance
- Deep tread design gains longer service life



CAT. No.	No.	Tire Size	Ply Rating	Speed Symbol	Tire Type	Pattern	Section Width		Overall Diameter		Max. Speed		Inflation Pressure		Max. Load		Design Rim Width	Tire Valve	Tread Depth	
							mm	ins	mm	ins	km/h	mph	kPa	psi	kg	lbs			(mm)	(32nds)
TBA	11AGK018	14.00-24	28	B	TT	E-3C+	375	14.8	1370	53.9	50	30	650	94	5600	12300	10.00	DG09C	30.5	38.4
TBA	TBA	14.00-24	36	B	TT	E-3C+	375	14.8	1370	53.9	50	30	850	123	6500	14330	10.00	DG09C	30.5	38.4
TBA	11AGK017	13.00-25	28	B	TT	E-3C+	335	13.2	1300	51.2	50	30	700	102	4875	10750	8.50	DG09C	30.0	37.8
TBA	11AGK020	13.00-25	36	B	TT	E-3C+	335	13.2	1300	51.2	50	30	900	131	6500	14330	8.50	DG09C	30.0	37.8
TBA	TBA	14.00-25	28	B	TT	E-3C+	375	14.8	1370	53.9	50	30	650	94	5600	12300	10.00	DG09C	31.5	39.7
TBA	11AGK016	14.00-25	36	B	TT	E-3C+	375	14.8	1370	53.9	50	30	850	123	6500	14330	10.00	DG09C	31.5	39.7
TBA	TBA	14.00-25	28	B	TL	E-3C+	375	14.8	1370	53.9	50	30	650	94	5600	12300	10.00	TL	31.5	39.7
TBA	TBA	14.00-25	36	B	TL	E-3C+	375	14.8	1370	53.9	50	30	850	123	6500	14330	10.00	TL	31.5	39.7

E-3C++ DUMPER TIRES (WIDE-BODIED DUMPER SERIES)

- Applicable for wide-bodied dumping trucks
- Applicable for worse road like mining and construction sites
- Rock, non-directional and extra deep tread pattern design
- Excellent grip, traction and controllability
- High strength carcass design plus excellent compound provides excellent puncture resistance, cut-resistant and wear resistance
- Extra deep tread design provides longer service life



CAT. No.	No.	Tire Size	Ply Rating	Speed Symbol	Tire Type	Pattern	Section Width		Overall Diameter		Max. Speed		Inflation Pressure		Max. Load		Design Rim Width	Tire Valve	Tread Depth	
							mm	ins	mm	ins	km/h	mph	kPa	psi	kg	lbs			(mm)	(32nds)
TBA	11AZK046	14.00-20	24	B	TT	E-3C++	375	14.8	1265	49.8	50	30	925	134	5600	12350	10.00	DG09C	38.0	47.9

E-3L DUMPER TIRES (RIGID DUMPER SERIES)

- Applicable for Rigid dump truck
- Applicable for worse road like mining and construction sites
- Innovative tread compound, robust tread blocks provides excellent wear resistance and longer service life
- Combined high-performance environment friendly compound and reinforcing material of 66-nylon provides excellent fatigue-resistance, improved retreading, better for environment protection
- High-performance 66-nylon reinforcing material provides excellent impact resistance, puncture resistance and dimension stability
- Wide and robust pattern and ultra-strength carcass design provides excellent control stability



CAT. No.	No.	Tire Size	Ply Rating	Speed Symbol	Tire Type	Pattern	Section Width		Overall Diameter		Max. Speed		Inflation Pressure		Max. Load		Design Rim Width	Tire Valve	Tread Depth	
							mm	ins	mm	ins	km/h	mph	kPa	psi	kg	lbs			(mm)	(32nds)
TBA	A1AGO153	18.00-25	32	B	TL	E-3L	500	19.7	1615	63.6	50	30	575	83	8750	19300	13.00/2.5	TL	33.0	41.6
13GG0011	A1AGO165	18.00-25	36	B	TT	E-3L	500	19.7	1615	63.6	50	30	625	90	9250	20400	13.00/2.5	DG09C	33.0	41.6
TBA	A1AGO163	18.00-33	32	B	TL	E-3L	500	19.7	1820	71.7	50	30	575	83	10000	22050	13.00	TL	34.0	42.8
A3GG0073	11AGO147	21.00-33	32	B	TT	E-3L	575	22.6	1940	76.4	50	30	500	73	10300	22700	15.00	DG11C	43.5	54.8
A3GG0074	A1AGO188	21.00-33	32	B	TL	E-3L	575	22.6	1940	76.4	50	30	500	73	10300	22700	15.00	TL	43.5	54.8
TBA	TBA	21.00-35	36	B	TL	E-3L	570	22.4	2005	78.9	50	30	550	80	12850	28330	15.00	TL	39.5	49.8
A3GGK001	A1AGK004	24.00-35	42	B	TL	E-3L	655	25.8	2125	83.7	50	30	550	80	16500	36350	17.00	TL	41.0	51.7

E-3A DUMPER TIRES (RIGID DUMPER SERIES)

- Applicable for Rigid dump truck
- Applicable for worse road like mining and construction sites
- Innovative tread compound, robust tread blocks provides excellent wear resistance and longer service life
- Combined high-performance environment friendly compound and reinforcing material of 66-nylon provides excellent fatigue-resistance, improved retreading, better for environment protection
- Pattern design with connected blocks in the middle of crown provides good driving stability and high driving comfort



CAT. No.	No.	Tire Size	Ply Rating	Speed Symbol	Tire Type	Pattern	Section Width		Overall Diameter		Max. Speed		Inflation Pressure		Max. Load		Design Rim Width	Tire Valve	Tread Depth	
							mm	ins	mm	ins	km/h	mph	kPa	psi	kg	lbs			(mm)	(32nds)
TBA	11AGO131	18.00-25	28	B	TL	E-3A	500	19.7	1615	63.6	50	30	500	73	8000	17600	13.00/2.5	TL	30.5	38.4
A3GG0056	11AGO132	18.00-25	32	B	TL	E-3A	500	19.7	1615	63.6	50	30	575	83	8750	19300	13.00/2.5	TL	30.5	38.4
TBA	11AGO133	18.00-25	36	B	TL	E-3A	500	19.7	1615	63.6	50	30	625	90	9250	20400	13.00/2.5	TL	30.5	38.4
TBA	11AGO042	18.00-25	28	B	TT	E-3A	500	19.7	1615	63.6	50	30	500	73	8000	17600	13.00/2.5	DG09C	30.5	38.4
13GG0009	11AGO043	18.00-25	32	B	TT	E-3A	500	19.7	1615	63.6	50	30	575	83	8750	19300	13.00/2.5	DG09C	30.5	38.4
TBA	11AGO124	18.00-25	36	B	TT	E-3A	500	19.7	1615	63.6	50	30	625	90	9250	20400	13.00/2.5	DG09C	30.5	38.4

E-4D DUMPER TIRES (RIGID DUMPER SERIES)

- Applicable for Rigid dump truck
- Applicable for worse road like mining and construction sites
- Compound specially design for mining plus rock and deep tread design provides excellent puncture resistance, cut-resistance and wear resistance
- Combinded high-performance environment friendly compound and reinforcing material of 66-nylon provides excellent fatigue-resistance, improved retreading, better for environment protection
- High-performance 66-nylon reinforcing material provides excellent impact resistance, puncture resistance and dimension stability
- Wide and robust pattern and ultra-strength carcass design provides excellent control stability



CAT. No.	No.	Tire Size	Ply Rating	Speed Symbol	Tire Type	Pattern	Section Width		Overall Diameter		Max.Speed		Inflatio Pressure		Max. Load		Design Rim Width	Tire Valve	Tread Depth	
							mm	ins	mm	ins	km/h	mph	kPa	psi	kg	lbs			(mm)	(32nds)
TBA	A1AGO041	18.00-33	32	B	TL	E-4D	500	19.7	1875	73.8	50	30	575	83	10000	22050	13.00	TL	60.0	75.6
TBA	A1AGO043	18.00-33	36	B	TL	E-4D	500	19.7	1875	73.8	50	30	625	91	10600	23400	13.00	TL	60.0	75.6
TBA	A1AGK005	18.00-33 UNDER-GROUND	36	B	TL	E-4D	500	19.7	1875	73.8	50	30	625	91	10600	23400	13.00	TL	60.0	75.6

E-4J DUMPER TIRES (RIGID DUMPER SERIES)

- Applicable for Rigid dump truck
- Applicable for worse road like mining and construction sites
- Compound specially design for mining plus rock and deep tread design provides excellent puncture resistance, cut-resistance and wear resistance
- Combinded high-performance environment friendly compound and reinforcing material of 66-nylon provides excellent fatigue-resistance, improved retreading, better for environment protection
- High-performance 66-nylon reinforcing material provides excellent impact resistance, puncture resistance and dimension stability
- Wide and robust pattern and ultra-strength carcass design provides excellent control stability



CAT. No.	No.	Tire Size	Ply Rating	Speed Symbol	Tire Type	Pattern	Section Width		Overall Diameter		Max.Speed		Inflatio Pressure		Max. Load		Design Rim Width	Tire Valve	Tread Depth	
							mm	ins	mm	ins	km/h	mph	kPa	psi	kg	lbs			(mm)	(32nds)
TBA	A1AGO286	16.00-25 UNDER-GROUND	32	B	TL	E-4J	430	16.9	1545	60.8	50	30	650	94	7300	16100	11.25	TL	54.0	68.0
TBA	11AGO167	18.00-25	32	B	TT	E-4J	500	19.7	1675	65.9	50	30	575	83	8750	19300	13.00	DG09C	56.0	70.6
13GG0010	A1AGO168	18.00-25	36	B	TT	E-4J	500	19.7	1675	65.9	50	30	625	90	9250	20400	13.00	DG09C	56.0	70.6
TBA	A1AGO277	18.00-25	32	B	TL	E-4J	500	19.7	1675	65.9	50	30	575	83	8750	19300	13.00	TL	56.0	70.6
TBA	A1AGO156	18.00-33	32	B	TL	E-4J	500	19.7	1875	73.8	50	30	575	83	10300	22700	13.00	TL	55.0	69.3
TBA	TBA	18.00-33	36	B	TL	E-4J	500	19.7	1875	73.8	50	30	625	91	10600	23400	13.00	TL	55.0	69.3
TBA	11AGO165	21.00-33	32	B	TT	E-4J	575	22.6	2000	78.7	50	30	500	73	10300	22700	15.00	DG11C	59.0	74.3
TBA	TBA	21.00-33	32	B	TL	E-4J	575	22.6	2000	78.7	50	30	500	73	10300	22700	15.00	TL	59.0	74.3
A3GG0104	A1AGO155	21.00-35	36	B	TL	E-4J	575	22.6	2050	80.7	50	30	550	80	12850	28300	15.00	TL	56.0	70.6
TBA	A1AGK003	21.00-35	40	B	TL	E-4J	575	22.6	2050	80.7	50	30	625	94	14000	30900	15.00	TL	56.0	70.6
A3GG0014	A1AGO148	24.00-35	42	B	TL	E-4J	650	25.6	2175	85.6	50	30	550	80	16500	36370	17.00	TL	62.5	78.7
TBA	A1AGO180	24.00-35	48	B	TL	E-4J	650	25.6	2175	85.6	50	30	650	94	18500	40800	17.00	TL	62.5	78.7
A3GG0052	A1AGO177	27.00-49	48	B/**A2	TL	E-4J	735	28.9	2700	106.3	50	30	575	83	25000	55100	19.50	TL	65.0	81.9
TBA	A1AGK002	33.00-51	58	B/**A2	TL	E-4J	894	35.2	3060	120.5	50	30	575	83	35500	78500	24.00	TL	88.0	110.9

E-2H LOADER AND DOZER TIRES

- Applicable for mini-loaders
- Directional pattern design provides higher traction
- Big tread block design provides excellent traction and puncture-resistance



CAT. No.	No.	Tire Size	Ply Rating	Speed Symbol	Tire Type	Pattern	Section Width		Overall Diameter		Max.Speed		Inflatio Pressure		Max. Load		Design Rim Width	Tire Valve	Tread Depth	
							mm	ins	mm	ins	km/h	mph	kPa	psi	kg	lbs			(mm)	(32nds)
TBA	A1AGO189	16/70-20(405/70-20)	10	B/*A2	TL	E-2H	410	16.1	1075	42.3	50/*10	30/*5	250/*325	36/*47	2430/*4250	5350/*9370	13.00	TL	23.0	29.0
A3GGY005	11AGY033	16/70-20(405/70-20)	14	B/*A2	TL	E-2H	410	16.1	1075	42.3	50/*10	30/*5	350/*450	51/*65	2900/*5150	6390/*11400	13.00	TL	23.0	29.0
A3GGY006	A1AGO135	16/70-24(405/70-24)	14	B/*A2	TL	E-2H	410	16.1	1175	46.3	50/*10	30/*5	350/*450	51/*65	3375/*5650	7440/*12450	13.00	TL	30.0	37.8
TBA	11AGO175	16/70-24(405/70-24)	14	B/*A2	TT	E-2H	410	16.1	1175	46.3	50/*10	30/*5	350/*450	51/*65	3375/*5650	7440/*12450	13.00	DG09C	30.0	37.8
TBA	B1AGO261	16/70-24(405/70-24)	16	B/*A2	TL	E-2H	410	16.1	1175	46.3	50/*10	30/*5	400/*525	58/*76	3550/*6150	7825/*13560	13.00	TL	30.0	37.8

L-2 LOADER AND DOZER TIRES

- Applicable for loader and dozer
- Applicable for worse road like mining and construction sites
- Traction pattern design provides excellent traction when operate on soft and muddy road
- Big tread block design gains excellent self-cleaning, traction and puncture resistance



CAT. No.	No.	Tire Size	Ply Rating	Speed Symbol	Tire Type	Pattern	Section Width		Overall Diameter		Max.Speed		Inflatio Pressure		Max. Load		Design Rim Width	Tire Valve	Tread Depth	
							mm	ins	mm	ins	km/h	mph	kPa	psi	kg	lbs			(mm)	(32nds)
A3GG0186	A1AGO005	15.5-25	12	B/*A2	TL	L-2	395	15.6	1275	50.2	50/*10	30/*5	250/*400	36/*58	3250/*5600	7150/*12300	12.00	TL	26.5	33.4
A3GG0187	A1AGO191	15.5-25	16	B/*A2	TL	L-2	395	15.6	1275	50.2	50/*10	30/*5	325/*525	47/*76	3750/*6500	8250/*14330	12.00	TL	26.5	33.4
A3GG0168	11AGO023	15.5-25	12	B/*A2	TT	L-2	395	15.6	1275	50.2	50/*10	30/*5	250/*400	36/*58	3250/*5600	7150/*12300	12.00	DG09C	26.5	33.4
TBA	11AGO026	15.5-25	20	B/*A2	TT	L-2	395	15.6	1275	50.2	50/*10	30/*5	425/*675	62/*98	4375/*7500	9640/*16530	12.00	TL	26.5	33.4

L-2A LOADER AND DOZER TIRES

- Applicable for loader and dozer
- Applicable for worse road like mining and construction sites
- Traction pattern design provides excellent traction when operate on soft and muddy road
- Big tread block design gains excellent self-cleaning, traction and puncture resistance



CAT.No.	No.	Tire Size	Ply Rating	Speed Symbol	Tire Type	Pattern	Section Width		Overall Diameter		Max.Speed		Inflatio Pressure		Max. Load		De-sign Rim Width	Tire Valve	Tread Depth	
							mm	ins	mm	ins	km/h	mph	kPa	psi	kg	lbs			(mm)	(32nds)
TBA	11AG0036	17.5-25	12	B/*A2	TT	L-2A	445	17.5	1350	53.1	50/*10	30/*5	225/*350	33/*51	3650/*6150	8050/*13600	14.00	DG09C	31.5	39.7
TBA	11AG0104	17.5-25	14	B/*A2	TT	L-2A	445	17.5	1350	53.1	50/*10	30/*5	255/*400	37/*58	3900/*6700	8600/*14800	14.00	DG09C	31.5	39.7
TBA	11AG0078	17.5-25	16	B/*A2	TT	L-2A	445	17.5	1350	53.1	50/*10	30/*5	300/*475	44/*69	4250/*7300	9350/*16100	14.00	DG09C	31.5	39.7
TBA	11AG0081	17.5-25	20	B/*A2	TT	L-2A	445	17.5	1350	53.1	50/*10	30/*5	400/*575	58/*83	5000/*8250	11000/*18200	14.00	DG09C	31.5	39.7
A3GG0113	A1AG0015	17.5-25	12	B/*A2	TL	L-2A	445	17.5	1350	53.1	50/*10	30/*5	225/*350	33/*51	3650/*6150	8050/*13600	14.00	TL	31.5	39.7
A3GG0188	A1AG0019	17.5-25	16	B/*A2	TL	L-2A	445	17.5	1350	53.1	50/*10	30/*5	300/*475	44/*69	4250/*7300	9350/*16100	14.00	TL	31.5	39.7
TBA	11AG0040	17.5-25	20	B/*A2	TL	L-2A	445	17.5	1350	53.1	50/*10	30/*5	400/*575	58/*83	5000/*8250	11000/*18200	14.00	TL	31.5	39.7
TBA	A1AG0044	20.5-25	12	B/*A2	TL	L-2A	520	20.5	1490	58.7	50/*10	30/*5	200/*250	29/*36	4500/*6700	9900/*14800	17.00	TL	30.5	38.4
TBA	A1AG0047	20.5-25	16	B/*A2	TL	L-2A	520	20.5	1490	58.7	50/*10	30/*5	275/*350	40/*51	5450/*8250	12000/*18200	17.00	TL	30.5	38.4
A3GG0038	A1AG0053	20.5-25	20	B/*A2	TL	L-2A	520	20.5	1490	58.7	50/*10	30/*5	325/*450	46/*65	6000/*9500	13200/*20900	17.00	TL	30.5	38.4
TBA	A1AG0062	23.5-25	12	B/*A2	TL	L-2A	595	23.4	1615	63.6	50/*10	30/*5	175/*225	25/*33	5300/*8000	11700/*17600	19.50	TL	34.5	43.5
TBA	A1AG0064	23.5-25	16	B/*A2	TL	L-2A	595	23.4	1615	63.6	50/*10	30/*5	225/*300	33/*44	6150/*9500	8050/*20900	19.50	TL	34.5	43.5
TBA	A1AG0069	23.5-25	20	B/*A2	TL	L-2A	595	23.4	1615	63.6	50/*10	30/*5	300/*375	44/*54	7300/*10900	16100/*24000	19.50	TL	34.5	43.5
TBA	11AG0096	23.5-25	16	B/*A2	TT	L-2A	595	23.4	1615	63.6	50/*10	30/*5	225/*300	33/*44	6150/*9500	8050/*20900	19.50	DG09C	34.5	43.5
TBA	11AG0107	23.5-25	20	B/*A2	TT	L-2A	595	23.4	1615	63.6	50/*10	30/*5	300/*375	44/*54	7300/*10900	16100/*24000	19.50	DG09C	34.5	43.5

L-3A LOADER AND DOZER TIRES

- Applicable for mini-loaders
- Applicable for worse road like mining and construction sites
- Rock and non-directional tread pattern design
- Provides excellent grip,traction and controllability
- High strength carcass design plus excellent compound provides excellent puncture resistance, cut-resistant and wear resistance



CAT.No.	No.	Tire Size	Ply Rating	Speed Symbol	Tire Type	Pattern	Section Width		Overall Diameter		Max.Speed		Inflatio Pressure		Max. Load		Design Rim Width	Tire Valve	Tread Depth	
							mm	ins	mm	ins	km/h	mph	kPa	psi	kg	lbs			(mm)	(32nds)
TBA	11AG0001	16/70-20	10	B/*A2	TT	L-3A	410	16.1	1075	42.3	10	5	325	47	4250	9370	13.00	DG09C	25.5	32.1
TBA	11AG0004	16/70-20	14	B/*A2	TT	L-3A	410	16.1	1075	42.3	10	5	450	65	5150	11400	13.00	DG09C	25.5	32.1
TBA	11AG0005	16/70-20	16	B/*A2	TT	L-3A	410	16.1	1075	42.3	10	5	500	73	5665	12500	13.00	DG09C	25.5	32.1
TBA	A1AG0143	16/70-20	14	B/*A2	TL	L-3A	410	16.1	1075	42.3	10	5	450	65	5150	11400	13.00	TL	25.5	32.1
A3GCC085	11AG0006	16/70-20	16	B/*A2	TL	L-3A	410	16.1	1075	42.3	10	5	500	73	5665	12500	13.00	TL	25.5	32.1
TBA	11AG0034	16/70-24	10	B/*A2	TT	L-3A	410	16.1	1175	46.3	50/*10	30/*5	250/*325	36/*47	2775/*4750	6100/*10500	13.00	DG09C	25.5	32.1
TBA	11AG0035	16/70-24	14	B/*A2	TT	L-3A	410	16.1	1175	46.3	50/*10	30/*5	350/*450	51/*65	3375/*5650	7450/*12500	13.00	DG09C	25.5	32.1
TBA	A1AG0013	16/70-24	10	B/*A2	TL	L-3A	410	16.1	1175	46.3	50/*10	30/*5	250/*325	36/*47	2775/*4750	6100/*10500	13.00	TL	25.5	32.1
TBA	A1AG0014	16/70-24	14	B/*A2	TL	L-3A	410	16.1	1175	46.3	50/*10	30/*5	350/*450	51/*65	3375/*5650	7450/*12500	13.00	TL	25.5	32.1

L-3B LOADER AND DOZER TIRES

Applicable for loader and dozer

- Applicable for worse road like mining and construction sites
- Rock and non-directional tread pattern design
- Provides excellent grip, traction and controllability
- High strength carcass design plus excellent compound provides excellent puncture resistance, cut-resistant and wear resistance
- Pattern design with connected blocks in the middle of crown provides good driving stability and high driving comfort



CAT. No.	No.	Tire Size	Ply Rating	Speed Symbol	Tire Type	Pattern	Section Width		Overall Diameter		Max. Speed		Inflation Pressure		Max. Load		Design Rim Width	Tire Valve	Tread Depth	
							mm	ins	mm	ins	km/h	mph	kPa	psi	kg	lbs			(mm)	(32nds)
A3GG0061	A1AG0082	29.5-29	22	B/*A2	TL	L-3B	750	29.5	1975	77.8	50/*10	30/*5	250/*325	36/*46	10600/*16000	23400/*35300	25.00	TL	45.0	56.7
A3GG0062	A1AG0083	29.5-29	28	B/*A2	TL	L-3B	750	29.5	1975	77.8	50/*10	30/*5	325/*425	46/*62	12150/*19000	26800/*41900	25.00	TL	45.0	56.7
TBA	A1AG0145	29.5-29	34	B/*A2	TL	L-3B	750	29.5	1975	77.8	50/*10	30/*5	400/*525	58/*76	14000/*21200	30900/*46700	25.00	TL	45.0	56.7
TBA	A1AG0231	29.5-29	40	B/*A2	TL	L-3B	750	29.5	1975	77.8	50/*10	30/*5	475/*625	69/*90	15000/*23600	33100/*52030	25.00	TL	45.0	56.7
TBA	A1AG0280	29.5-29	46	A2	TL	L-3B	750	29.5	1975	77.8	10	5	725	105	25750	56770	25.00	TL	45.0	56.7

L-3C+ LOADER AND DOZER TIRES

• Applicable for loader and dozer

- Applicable for worse road like mining and construction sites
- Rock, non-directional and deep tread pattern design
- Provides excellent grip, traction and controllability
- High strength carcass design plus excellent compound provides excellent puncture resistance, cut-resistant and wear resistance



CAT. No.	No.	Tire Size	Ply Rating	Speed Symbol	Tire Type	Pattern	Section Width		Overall Diameter		Max. Speed		Inflation Pressure		Max. Load		Design Rim Width	Tire Valve	Tread Depth	
							mm	ins	mm	ins	km/h	mph	kPa	psi	kg	lbs			(mm)	(32nds)
TBA	11AG0136	17.5-25	12	B/*A2	TT	L-3C+	445	17.5	1350	53.1	50/*10	30/*5	225/*350	33/*51	3650/*6150	8050/*13600	14.00	DG09C	31.5	39.7
TBA	11AG0142	20.5-25	16	B/*A2	TT	L-3C+	520	20.5	1490	58.7	50/*10	30/*5	275/*350	40/*51	5450/*8250	12000/*18200	17.00	DG09C	34.5	43.5
13GG0018	11AG0045	20.5-25	20	B/*A2	TT	L-3C+	520	20.5	1490	58.7	50/*10	30/*5	325/*450	46/*65	6000/*9500	13200/*20900	17.00	DG09C	34.5	43.5
TBA	11AG0135	23.5-25	16	B/*A2	TT	L-3C+	595	23.4	1615	63.6	50/*10	30/*5	225/*300	33/*44	6150/*9500	8050/*20900	19.50	DG09C	38.0	47.9
13GG0017	11AG0145	23.5-25	20	B/*A2	TT	L-3C+	595	23.4	1615	63.6	50/*10	30/*5	300/*375	44/*54	7300/*10900	16100/*24000	19.50	DG09C	38.0	47.9
TBA	11AG0140	23.5-25	24	B/*A2	TT	L-3C+	595	23.4	1615	63.6	50/*10	30/*5	350/*475	51/*69	8000/*12500	17600/*27600	19.50	DG09C	38.0	47.9
TBA	A1AG0298	23.5-25	20	B/*A2	TL	L-3C+	595	23.4	1615	63.6	50/*10	30/*5	300/*375	44/*54	7300/*10900	16100/*24000	19.50	TL	38.0	47.9

L-3K LOADER AND DOZER TIRES

- Applicable for loader and dozer
- Applicable for worse road like mining and construction sites
- Rock and non-directional tread pattern design
- Provides excellent grip, traction and controllability
- High strength carcass design plus excellent compound provides excellent puncture resistance, cut-resistant and wear resistance



CAT. No.	No.	Tire Size	Ply Rating	Speed Symbol	Tire Type	Pattern	Section Width		Overall Diameter		Max. Speed		Inflation Pressure		Max. Load		Design Rim Width	Tire Valve	Tread Depth	
							mm	ins	mm	ins	km/h	mph	kPa	psi	kg	lbs			(mm)	(32nds)
TBA	TBA	17.5-25	12	B/*A2	TT	L-3K	445	17.5	1350	53.1	50/*10	30/*5	225/*350	33/*51	3650/*6150	8050/*13600	14.00	DG09C	25.5	32.1
TBA	TBA	17.5-25	16	B/*A2	TT	L-3K	445	17.5	1350	53.1	50/*10	30/*5	300/*475	44/*69	4250/*7300	9350/*16100	14.00	DG09C	25.5	32.1
A3GG0198	11AGO210	17.5-25	20	B/*A2	TT	L-3K	445	17.5	1350	53.1	50/*10	30/*5	400/*575	58/*83	5000/*8250	11000/*18200	14.00	DG09C	25.5	32.1
TBA	TBA	17.5-25	12	B/*A2	TL	L-3K	445	17.5	1350	53.1	50/*10	30/*5	225/*350	33/*51	3650/*6150	8050/*13600	14.00	TL	25.5	32.1
TBA	TBA	17.5-25	16	B/*A2	TL	L-3K	445	17.5	1350	53.1	50/*10	30/*5	300/*475	44/*69	4250/*7300	9350/*16100	14.00	TL	25.5	32.1
A3GG0198	TBA	17.5-25	20	B/*A2	TL	L-3K	445	17.5	1350	53.1	50/*10	30/*5	400/*575	58/*83	5000/*8250	11000/*18200	14.00	TL	25.5	32.1
TBA	TBA	20.5-25	16	B/*A2	TT	L-3K	520	20.5	1490	58.7	50/*10	30/*5	275/*350	40/*51	5450/*8250	12000/*18200	17.00	DG09C	30.0	37.8
TBA	TBA	20.5-25	18	B/*A2	TT	L-3K	520	20.5	1490	58.7	50/*10	30/*5	300/*400	44/*58	5600/*8750	12350/*19290	17.00	DG09C	30.0	37.8
TBA	11AGO215	20.5-25	20	B/*A2	TT	L-3K	520	20.5	1490	58.7	50/*10	30/*5	325/*450	46/*65	6000/*9500	13200/*20900	17.00	DG09C	30.0	37.8
TBA	TBA	20.5-25	16	B/*A2	TL	L-3K	520	20.5	1490	58.7	50/*10	30/*5	275/*350	40/*51	5450/*8250	12000/*18200	17.00	TL	30.0	37.8
TBA	TBA	20.5-25	18	B/*A2	TL	L-3K	520	20.5	1490	58.7	50/*10	30/*5	300/*400	44/*58	5600/*8750	12350/*19290	17.00	TL	30.0	37.8
TBA	TBA	20.5-25	20	B/*A2	TL	L-3K	520	20.5	1490	58.7	50/*10	30/*5	325/*450	46/*65	6000/*9500	13200/*20900	17.00	TL	30.0	37.8
13GG0027	A1AGO292	23.5-25	16	B/*A2	TT	L-3K	595	23.4	1615	63.6	50/*10	30/*5	225/*300	33/*44	6150/*9500	8050/*20900	19.50	DG09C	33.0	41.6
13GG0029	11AGO205	23.5-25	18	B/*A2	TT	L-3K	595	23.4	1615	63.6	50/*10	30/*5	250/*350	36/*51	6500/*10300	14330/*22700	19.50	DG09C	33.0	41.6
A1AGO302	11AGO209	23.5-25	20	B/*A2	TT	L-3K	595	23.4	1615	63.6	50/*10	30/*5	300/*375	44/*54	7300/*10900	16100/*24000	19.50	DG09C	33.0	41.6
TBA	TBA	23.5-25	16	B/*A2	TL	L-3K	595	23.4	1615	63.6	50/*10	30/*5	225/*300	33/*44	6150/*9500	8050/*20900	19.50	TL	33.0	41.6
TBA	TBA	23.5-25	18	B/*A2	TL	L-3K	595	23.4	1615	63.6	50/*10	30/*5	250/*350	36/*51	6500/*10300	14330/*22700	19.50	TL	33.0	41.6
TBA	TBA	23.5-25	20	B/*A2	TL	L-3K	595	23.4	1615	63.6	50/*10	30/*5	300/*375	44/*54	7300/*10900	16100/*24000	19.50	TL	33.0	41.6

L-5 LOADER AND DOZER TIRES

- Applicable for loader and dozer
- Applicable for worse road like mining and construction sites
- Rock, non-directional and extra deep tread pattern design
- Provides excellent grip, traction and controllability
- High strength carcass design plus excellent compound provides excellent puncture resistance, cut-resistant and wear resistance
- Reinforced shoulder and sidewall design gains excellent cut-resistance



CAT. No.	No.	Tire Size	Ply Rating	Speed Symbol	Tire Type	Pattern	Section Width		Overall Diameter		Max. Speed		Inflation Pressure		Max. Load		Design Rim Width	Tire Valve	Tread Depth	
							mm	ins	mm	ins	km/h	mph	kPa	psi	kg	lbs			(mm)	(32nds)
A3GG0177	A1AGO264	17.5-25	16	A2	TL	L-5	445	17.5	1400	55.1	10	5	475	69	7300	16100	14.00	TL	65.5	82.5
TBA	A1AGO265	17.5-25	20	A2	TL	L-5	445	17.5	1400	55.1	10	5	575	83	8250	18200	14.00	TL	65.5	82.5
A3GG0083	A1AGO171	20.5-25	16	A2	TL	L-5	520	20.5	1550	61.0	10	5	350	51	8250	18200	17.00/2.0	TL	79.0	99.5
A3GG0063	11AGO174	20.5-25	20	A2	TL	L-5	520	20.5	1550	61.0	10	5	450	65	9500	20900	17.00/2.0	TL	79.0	99.5
TBA	A1AGO173	23.5-25	16	A2	TL	L-5	595	23.4	1675	65.9	10	5	300	44	9500	20900	19.00/2.5	TL	84.5	106.5
A3GG0064	A1AGO187	23.5-25	20	A2	TL	L-5	595	23.4	1675	65.9	10	5	375	54	10900	24000	19.00/2.5	TL	84.5	106.5
TBA	11AGO187	23.5-25	24	A2	TL	L-5	595	23.4	1675	65.9	10	5	475	69	12500	27600	19.00/2.5	TL	84.5	106.5
A3GG0179	A1AGO288	23.5-25	28	A2	TL	L-5	595	23.4	1675	65.9	10	5	550	80	13600	29980	19.00/2.5	TL	84.5	106.5
TBA	A1AGO197	23.5-25	40	A2	TL	L-5	595	23.4	1675	65.9	10	5	775	112	16500	36350	19.00/2.5	TL	84.5	106.5
TBA	11AGO173	23.5-25	20	A2	TT	L-5	595	23.4	1675	65.9	10	5	375	54	10900	24000	19.00/2.5	DG09C	84.5	106.5
A3GG0082	A1AGO175	26.5-25	20	A2	TL	L-5	675	26.6	1800	70.9	10	5	350	51	13200	29100	22.00/3.0	TL	91.0	114.6
TBA	A1AGO186	26.5-25	28	A2	TL	L-5	675	26.6	1800	70.9	10	5	475	69	15500	34200	22.00/3.0	TL	91.0	114.6
A3GG0075	A1AGO181	29.5-25	28	A2	TL	L-5	750	29.5	1920	75.6	10	5	425	62	17500	38600	25.00/3.5	TL	99.0	124.7
A3GG0155	A1AGO179	35/65-33	30	A2	TL	L-5	890	35.0	2075	81.7	10	5	450	65	21800	48100	28.00	TL	104.5	131.7
A3GG0182	A1AGO183	35/65-33	42	A2	TL	L-5	890	35.0	2075	81.7	10	5	625	91	26500	58400	28.00	TL	104.5	131.7

L-5K LOADER AND DOZER TIRES

- Applicable for loader and dozer
- Applicable for worse road like mining and construction sites
- Rock, non-directional and deep tread pattern design
- Provides excellent grip, traction and controllability
- High strength carcass design plus excellent compound provides excellent puncture resistance, cut-resistant and wear resistance



CAT. No.	No.	Tire Size	Ply Rating	Speed Symbol	Tire Type	Pattern	Section Width		Overall Diameter		Max. Speed		Inflation Pressure		Max. Load		Design Rim Width	Tire Valve	Tread Depth	
							mm	ins	mm	ins	km/h	mph	kPa	psi	kg	lbs			(mm)	(32nds)
TBA	TBA	17.5-25	16	A2	TL	L-5K	445	17.5	1400	55.1	10	5	475	69	7300	16100	14.00	TL	64.5	81.3
TBA	TBA	17.5-25	20	A2	TL	L-5K	445	17.5	1400	55.1	10	5	575	83	8250	18200	14.00	TL	64.5	81.3
A3GG0176	A1AGO279	20.5-25	16	A2	TL	L-5K	520	20.5	1550	61.0	10	5	350	51	8250	18200	17.00/2.0	TL	71.5	90.1
A3GG0178	A1AGO287	20.5-25	20	A2	TL	L-5K	520	20.5	1550	61.0	10	5	450	65	9500	20900	17.00/2.0	TL	71.5	90.1
TBA	A1AGO290	23.5-25	16	A2	TL	L-5K	595	23.4	1675	65.9	10	5	300	44	9500	20900	19.50	TL	78.5	98.9
TBA	11AGO193	23.5-25	20	A2	TL	L-5K	595	23.4	1675	65.9	10	5	375	54	10900	24000	19.00/2.5	TL	78.5	98.9

E-3/L-3 LOADER AND DOZER TIRES

- Applicable for loader and dozer
- Applicable for worse road like mining and construction sites
- Rock, non-directional and deep tread pattern design
- Provides excellent grip, traction and controllability
- High strength carcass design plus excellent compound provides excellent puncture resistance, cut-resistant and wear resistance



CAT. No.	No.	Tire Size	Ply Rating	Speed Symbol	Tire Type	Pattern	Section Width		Overall Diameter		Max. Speed		Inflation Pressure		Max. Load		Design Rim Width	Tire Valve	Tread Depth	
							mm	ins	mm	ins	km/h	mph	kPa	psi	kg	lbs			(mm)	(32nds)
TBA	11AGO024	15.5-25	12	B/*A2	TT	E-3/L-3	395	15.6	1275	50.2	50/*10	30/*5	250/*400	36/*58	3250/*5600	7150/*12300	12.00	DG09C	26.5	33.4
13GG0021	11AGO025	15.5-25	16	B/*A2	TT	E-3/L-3	395	15.6	1275	50.2	50/*10	30/*5	325/*525	47/*76	3750/*6500	8250/*14330	12.00	DG09C	26.5	33.4
A3GG0003	A1AGO006	15.5-25	12	B/*A2	TL	E-3/L-3	395	15.6	1275	50.2	50/*10	30/*5	250/*400	36/*58	3250/*5600	7150/*12300	12.00	TL	26.5	33.4
A3GG0148	A1AGO007	15.5-25	16	B/*A2	TL	E-3/L-3	395	15.6	1275	50.2	50/*10	30/*5	325/*525	47/*76	3750/*6500	8250/*14330	12.00	TL	26.5	33.4
A3GG0194	A1AGO305	17.5-25	12	B/*A2	TT	E-3/L-3	445	17.5	1350	53.1	50/*10	30/*5	225/*350	33/*51	3650/*6150	8050/*13600	14.00	DG09C	31.5	39.7
TBA	11AGO038	17.5-25	14	B/*A2	TT	E-3/L-3	445	17.5	1350	53.1	50/*10	30/*5	275/*400	40/*65	4125/*6700	9100/*14800	14.00	DG09C	31.5	39.7
A3GG0195	A1AGO306	17.5-25	16	B/*A2	TT	E-3/L-3	445	17.5	1350	53.1	50/*10	30/*5	300/*475	44/*69	4250/*7300	9350/*16100	14.00	DG09C	31.5	39.7
13GG0012	11AGO075	17.5-25	20	B/*A2	TT	E-3/L-3	445	17.5	1350	53.1	50/*10	30/*5	400/*575	58/*83	5000/*8250	11000/*18200	14.00	TL	31.5	39.7
A3GG0199	A1AGO017	17.5-25	12	B/*A2	TL	E-3/L-3	445	17.5	1350	53.1	50/*10	30/*5	225/*350	33/*51	3650/*6150	8050/*13600	14.00	TL	31.5	39.7
A3GG0077	A1AGO021	17.5-25	16	B/*A2	TL	E-3/L-3	445	17.5	1350	53.1	50/*10	30/*5	300/*475	44/*69	4250/*7300	9350/*16100	14.00	TL	31.5	39.7
A3GG0012	11AGO041	17.5-25	20	B/*A2	TL	E-3/L-3	445	17.5	1350	53.1	50/*10	30/*5	400/*575	58/*83	5000/*8250	11000/*18200	14.00	TL	31.5	39.7
A3GG0161	A1AGO270	17.5-25	24	B/*A2	TL	E-3/L-3	445	17.5	1350	53.1	50/*10	30/*5	475/*700	69/*101	5600/*9250	12340/*20390	14.00	TL	31.5	39.7
TBA	A1AGO158	17.5-25	32	A2	TL	E-3/L-3	445	17.5	1350	53.1	10	5	925	134	10900	24030	14.00	TL	31.5	39.7
TBA	11AGO190	17.5-25	40	A2	TL	E-3/L-3	445	17.5	1350	53.1	10	5	1175	170	12500	27560	14.00	TL	31.5	39.7
TBA	11AGO046	20.5-25	12	B/*A2	TT	E-3/L-3	520	20.5	1490	58.7	50/*10	30/*5	200/*250	29/*36	4500/*6700	9900/*14800	17.00	DG09C	34.5	43.5
A3GG0192	A1AGO303	20.5-25	16	B/*A2	TT	E-3/L-3	520	20.5	1490	58.7	50/*10	30/*5	275/*350	40/*51	5450/*8250	12000/*18200	17.00	DG09C	34.5	43.5
A3GG0193	A1AGO304	20.5-25	18	B/*A2	TT	E-3/L-3	520	20.5	1490	58.7	50/*10	30/*5	300/*400	44/*58	5600/*8750	12300/*19300	17.00	DG09C	34.5	43.5
13GG0019	11AGO049	20.5-25	20	B/*A2	TT	E-3/L-3	520	20.5	1490	58.7	50/*10	30/*5	325/*450	46/*65	6000/*9500	13200/*20900	17.00	DG09C	34.5	43.5
13GG0043	11AGO051	20.5-25	24	B/*A2	TT	E-3/L-3	520	20.5	1490	58.7	50/*10	30/*5	400/*525	58/*76	6700/*10300	14800/*22700	17.00	DG09C	34.5	43.5
TBA	A1AGO046	20.5-25	12	B/*A2	TL	E-3/L-3	520	20.5	1490	58.7	50/*10	30/*5	200/*250	29/*36	4500/*6700	9900/*14800	17.00	TL	34.5	43.5
TBA	A1AGO049	20.5-25	16	B/*A2	TL	E-3/L-3	520	20.5	1490	58.7	50/*10	30/*5	275/*350	40/*51	5450/*8250	12000/*18200	17.00	TL	34.5	43.5
A3GG0065	A1AGO055	20.5-25	20	B/*A2	TL	E-3/L-3	520	20.5	1490	58.7	50/*10	30/*5	325/*450	46/*65	6000/*9500	13200/*20900	17.00	TL	34.5	43.5
TBA	A1AGO056	20.5-25	24	B/*A2	TL	E-3/L-3	520	20.5	1490	58.7	50/*10	30/*5	400/*525	58/*76	6700/*10300	14800/*22700	17.00	TL	34.5	43.5
TBA	A1AGO229	20.5-25	28	B/*A2	TL	E-3/L-3	520	20.5	1490	20.5	50/*10	30/*5	475/*625	69/*91	7500/*11500	16530/*25350	17.00	TL	34.5	43.5

E-3/L-3 LOADER AND DOZER TIRES

- Applicable for loader and dozer
- Applicable for worse road like mining and construction sites
- Rock, non-directional and deep tread pattern design
- Provides excellent grip, traction and controllability
- High strength carcass design plus excellent compound provides excellent puncture resistance, cut-resistant and wear resistance



E-3C LOADER AND DOZER TIRES

- Applicable for loader and dozer
- Applicable for worse road like mining and construction sites
- Rock, non-directional tread pattern design
- Provides excellent grip, traction and controllability
- High strength carcass design plus excellent compound provides excellent puncture resistance, cut-resistant and wear resistance




CAT. No.	No.	Tire Size	Ply Rating	Speed Symbol	Tire Type	Pattern	Section Width		Overall Diameter		Max. Speed		Inflation Pressure		Max. Load		Design Rim Width	Tire Valve	Tread Depth	
							mm	ins	mm	ins	km/h	mph	kPa	psi	kg	lbs			(mm)	(32nds)
13GG003	11AGO055	23.5-25	16	B/*A2	TT	E-3/L-3	595	23.4	1615	63.6	50/*10	30/*5	225/*300	33/*44	6150/*9500	8050/*20900	19.50	DG09C	38.0	47.9
TBA	11AGO100	23.5-25 STEEL BELT	16	B/*A2	TT	E-3/L-3	595	23.4	1615	63.6	50/*10	30/*5	225/*300	33/*44	6150/*9500	8050/*20900	19.50	DG09C	38.0	47.9
13GG0025	11AGO201	23.5-25	18	B/*A2	TT	E-3/L-3	595	23.4	1615	63.6	50/*10	30/*5	250/*350	36/*51	6500/*10300	14330/*22700	19.50	DG09C	38.0	47.9
A3GG0140	11AGO058	23.5-25	20	B/*A2	TT	E-3/L-3	595	23.4	1615	63.6	50/*10	30/*5	300/*375	44/*54	7300/*10900	16100/*24000	19.50	DG09C	38.0	47.9
13GG0044	11AGO059	23.5-25	24	B/*A2	TT	E-3/L-3	595	23.4	1615	63.6	50/*10	30/*5	350/*475	51/*69	8000/*12500	17600/*27600	19.50	DG09C	38.0	47.9
TBA	11AGO184	23.5-25	32	B/*A2	TT	E-3/L-3	595	23.4	1615	63.6	50/*10	30/*5	450/*625	65/*91	9250/*14500	20400/*31950	19.50	DG09C	38.0	47.9
TBA	A1AGO066	23.5-25	16	B/*A2	TL	E-3/L-3	595	23.4	1615	63.6	50/*10	30/*5	225/*300	33/*44	6150/*9500	8050/*20900	19.50	TL	38.0	47.9
A3GG0128	A1AGO071	23.5-25	20	B/*A2	TL	E-3/L-3	595	23.4	1615	63.6	50/*10	30/*5	300/*375	44/*54	7300/*10900	16100/*24000	19.50	TL	38.0	47.9
A3GG0013	A1AGO073	23.5-25	24	B/*A2	TL	E-3/L-3	595	23.4	1615	63.6	50/*10	30/*5	350/*475	51/*69	8000/*12500	17600/*27600	19.50	TL	38.0	47.9
A3GG0142	A1AGO146	23.5-25	28	B/*A2	TL	E-3/L-3	595	23.4	1615	63.6	50/*10	30/*5	400/*550	58/*80	8750/*13600	19290/*29980	19.50	TL	38.0	47.9
TBA	A1AGO075	26.5-25	20	B/*A2	TL	E-3/L-3	675	26.6	1750	68.9	50/*10	30/*5	250/*350	36/*51	8250/*13200	18200/*29100	22.00	TL	41.0	51.7
A3GG0146	A1AGO076	26.5-25	24	B/*A2	TL	E-3/L-3	675	26.6	1750	68.9	50/*10	30/*5	300/*400	44/*58	9250/*14000	20400/*30900	22.00	TL	41.0	51.7
A3GG0134	A1AGO078	26.5-25	28	B/*A2	TL	E-3/L-3	675	26.6	1750	68.9	50/*10	30/*5	350/*475	51/*69	10000/*15500	22000/*34200	22.00	TL	41.0	51.7
A3GG0180	A1AGO159	26.5-25	32	B/*A2	TL	E-3/L-3	675	26.6	1750	68.9	50/*10	30/*5	425/*550	62/*80	11200/*17000	24700/*37500	22.00	TL	41.0	51.7
TBA	A1AGO151	26.5-25	44	A2	TL	E-3/L-3	675	26.6	1750	68.9	10	5	750	109	20300	44750	22.00	TL	41.0	51.7
A3GG0058	A1AGO080	29.5-25	22	B/*A2	TL	E-3/L-3	750	29.5	1875	73.8	50/*10	30/*5	250/*325	36/*46	10000/*15000	22000/*34200	25.00	TL	43.0	54.2
A3GG0059	A1AGO081	29.5-25	28	B/*A2	TL	E-3/L-3	750	29.5	1875	73.8	50/*10	30/*5	325/*425	46/*62	11500/*17500	25400/*38600	25.00	TL	43.0	54.2
A3GG0190	A1AGO300	29.5-25	34	B/*A2	TL	E-3/L-3	750	29.5	1875	73.8	50/*10	30/*5	400/*525	58/*76	12950/*20000	28500/*44100	25.00	TL	43.0	54.2
TBA	A1AGO203	33.25-29	32	B/*A2	TL	E-3/L-3	845	33.3	2090	82.3	50/*10	30/*5	325/*450	46/*65	15000/*23600	33050/*52000	27.00	TL	47.0	59.2
A3GG0169	A1AGO202	33.25-29	38	B/*A2	TL	E-3/L-3	845	33.3	2090	82.3	50/*10	30/*5	400/*525	58/*76	17000/*25750	37500/*56750	27.00	TL	47.0	59.2

CAT. No.	No.	Tire Size	Ply Rating	Speed Symbol	Tire Type	Pattern	Section Width		Overall Diameter		Max. Speed		Inflation Pressure		Max. Load		Design Rim Width	Tire Valve	Tread Depth	
							mm	ins	mm	ins	km/h	mph	kPa	psi	kg	lbs			(mm)	(32nds)
A3GG0196	A1AGO307	17.5-25	12	B/*A2	TT	E-3C	445	17.5	1350	53.1	50/*10	30/*5	225/*350	33/*51	3650/*6150	8050/*13600	14.00	DG09C	27.5	34.6
A3GG0197	A1AGO308	17.5-25	16	B/*A2	TT	E-3C	445	17.5	1350	53.1	50/*10	30/*5	300/*475	44/*69	4250/*7300	9350/*16100	14.00	DG09C	27.5	34.6
TBA	A1AGO255	17.5-25	12	B/*A2	TL	E-3C	445	17.5	1350	53.1	50/*10	30/*5	225/*350	33/*51	3650/*6150	8050/*13600	14.00	TL	27.5	34.6
A3GG0139	A1AGO256	17.5-25	16	B/*A2	TL	E-3C	445	17.5	1350	53.1	50/*10	30/*5	300/*475	44/*69	4250/*7300	9350/*16100	14.00	TL	27.5	34.6
23GG0041	21AGO217	17.5-25	20	B/*A2	TL	E-3C	445	17.5	1350	53.1	50/*10	30/*5	400/*575	58/*83	5000/*8250	11000/*18200	14.00	TL	27.5	34.6
13GG0033	11AGO166	20.5-25	16	B/*A2	TT	E-3C	520	20.5	1490	58.7	50/*10	30/*5	275/*350	40/*51	5450/*8250	12000/*18200	17.00	DG09C	32.0	40.3
13GG0034	11AGO207	20.5-25	18	B/*A2	TT	E-3C	520	20.5	1490	58.7	50/*10	30/*5	300/*400	44/*58	5600/*8750	12300/*19300	17.00	DG09C	32.0	40.3
A3GG0151	A1AGO257	20.5-25	16	B/*A2	TL	E-3C	520	20.5	1490	58.7	50/*10	30/*5	275/*350	40/*51	5450/*8250	12000/*18200	17.00	TL	32.0	40.3
A3GG0181	A1AGO289	20.5-25	20	B/*A2	TL	E-3C	520	20.5	1490	58.7	50/*10	30/*5	325/*450	46/*65	6000/*9500	13200/*20900	17.00	TL	32.0	40.3
13GG0015	11AGO160	23.5-25	16	B/*A2	TT	E-3C	595	23.4	1615	63.6	50/*10	30/*5	225/*300	33/*44	6150/*9500	8050/*20900	19.50	DG09C	35.5	44.7
13GG0031	11AGO198	23.5-25	18	B/*A2	TT	E-3C	595	23.4	1615	63.6	50/*10	30/*5	250/*350	36/*51	6500/*10300	14330/*22700	19.50	DG09C	35.5	44.7
TBA	11AGO162	23.5-25	20	B/*A2	TT	E-3C	595	23.4	1615	63.6	50/*10	30/*5	300/*375	44/*54	7300/*10900	16100/*24000	19.50	DG09C	35.5	44.7
TBA	11AGO168	23.5-25	24	B/*A2	TT	E-3C	595	23.4	1615	63.6	50/*10	30/*5	350/*475	51/*69	8000/*12500	17600/*27600	19.50	DG09C	35.5	44.7
TBA	A1AGO239	23.5-25	16	B/*A2	TL	E-3C	595	23.4	1615	63.6	50/*10	30/*5	225/*300	33/*44	6150/*9500	8050/*20900	19.50	TL	35.5	44.7
TBA	11AGO188	23.5-25	20	B/*A2	TL	E-3C	595	23.4	1615	63.6	50/*10	30/*5	300/*375	44/*54	7300/*10900	16100/*24000	19.50	TL	35.5	44.7
TBA	11AGO169	23.5-25	24	B/*A2	TL	E-3C	595	23.4	1615	63.6	50/*10	30/*5	350/*475	51/*69	8000/*12500	17600/*27600	19.50	TL	35.5	44.7
A3GG0160	A1AGO241	26.5-25	20	B/*A2	TL	E-3C	675	26.6	1750	68.9	50/*10	30/*5	250/*350	36/*51	8250/*13200	18200/*29100	22.00	TL	39.5	49.8
TBA	11AGO186	26.5-25	24	B/*A2	TL	E-3C	675	26.6	1750	68.9	50/*10	30/*5	300/*400	44/*58	9250/*14000	20400/*30900	22.00	TL	39.5	49.8
A3GG0144	A1AGO258	26.5-25	28	B/*A2	TL	E-3C	675	26.6	1750	68.9	50/*10	30/*5	350/*475	51/*69	10000/*15500	22000/*34200	22.00	TL	39.5	49.8
A3GG0152	A1AGO267	26.5-25	32	B/*A2	TL	E-3C	675	26.6	1750	68.9	50/*10	30/*5	425/*550	62/*80	11200/*17000	24700/*37500	22.00	TL	39.5	49.8

L-4S UNDERGROUND MINING TIRES

- Applicable for Loader, Scraper, Mining trucks used underground
- Applicable for severity road with rocks like underground and tunnels
- Special tread compound, smooth deep tread design provides excellent cut resistance, wear resistance, improve tire service life efficiently
- High-performance 66-nylon reinforcing material provides excellent impact resistance, puncture resistance and dimension stability



CAT.No.	No.	Tire Size	Ply Rating	Speed Symbol	Tire Type	Pattern	Section Width		Overall Diameter		Max.Speed		Inflatio Pressure		Max. Load		Design Rim Width	Tire Valve	Tread Depth	
							mm	ins	mm	ins	km/h	mph	kPa	psi	kg	lbs			(mm)	(32nds)
TBA	11AGE050	10.00-20	14	A2	TT	L-4S	278	10.9	1073	42.2	10	5	675	98	4750	10500	7.50	DG08C	33.5	42.2
TBA	11AGE049	10.00-20	16	A2	TT	L-4S	278	10.9	1073	42.2	10	5	800	116	5300	11700	7.50	DG08C	33.5	42.2
TBA	11AGE022	12.00-24	16	A2	TT	L-4S	315	12.4	1275	50.2	10	5	675	98	6150	13600	8.50	DG09C	33.5	42.2
13GGE004	11AGE028	12.00-24	20	A2	TT	L-4S	315	12.4	1275	50.2	10	5	825	120	6900	15200	8.50	DG09C	33.5	42.2
TBA	11AGE027	12.00-24	24	A2	TT	L-4S	315	12.4	1275	50.2	10	5	975	141	7500	16530	8.50	DG09C	33.5	42.2
TBA	11AGE047	12.00-24	28	A2	TT	L-4S	315	12.4	1275	50.2	10	5	1150	167	8250	18200	8.50	DG09C	33.5	42.2
TBA	11AGE044	12.00-24	32	A2	TT	L-4S	315	12.4	1275	50.2	10	5	1300	189	8750	19290	8.50	DG09C	33.5	42.2
TBA	A1AGE009	12.00-24	28	A2	TL	L-4S	315	12.4	1275	50.2	10	5	1150	167	8250	18200	8.50	TL	33.5	42.2
TBA	11AGG148	14.00-24	24	A2	TT	L-4S	375	14.8	1420	55.9	10	5	850	123	9500	20900	10.00	DG09C	45.5	57.3

L-5S UNDERGROUND MINING TIRES


- Applicable for Loader, Scraper, Mining trucks used underground
- Applicable for severity road with rocks like underground and tunnels
- Special tread compound, smooth extra deep tread design provides excellent cut resistance, wear resistance, improve tire service life efficiently
- High-performance 66-nylon reinforcing material provides excellent impact resistance, puncture resistance and dimension stability



CAT.No.	No.	Tire Size	Ply Rating	Speed Symbol	Tire Type	Pattern	Section Width		Overall Diameter		Max.Speed		Inflatio Pressure		Max. Load		Design Rim Width	Tire Valve	Tread Depth	
							mm	ins	mm	ins	km/h	mph	kPa	psi	kg	lbs			(mm)	(32nds)
TBA	11AGG008	12.00-20	24	A2	TT	L-5S	315	12.4	1175	46.3	10	5	1025	149	6900	15200	8.50	DG09C	45	56.7
TBA	11AGG007	12.00-20	28	A2	TT	L-5S	315	12.4	1175	46.3	10	5	1200	174	7500	16550	8.50	DG09C	45	56.7
TBA	11AGE054	12.00-24	16	A2	TT	L-5S	315	12.4	1275	50.2	10	5	675	98	6150	13600	8.50	DG09C	47.0	59.2
13GGE006	11AGE058	12.00-24	20	A2	TT	L-5S	315	12.4	1275	50.2	10	5	825	120	6900	15200	8.50	DG09C	47.0	59.2
TBA	11AGE055	12.00-24	24	A2	TT	L-5S	315	12.4	1275	50.2	10	5	975	141	7500	16530	8.50	DG09C	47.0	59.2
TBA	11AGE048	12.00-24	28	A2	TT	L-5S	315	12.4	1275	50.2	10	5	1150	167	8250	18200	8.50	DG09C	47.0	59.2
TBA	A1AGE011	12.00-24	24	A2	TL	L-5S	315	12.4	1275	50.2	10	5	975	141	7500	16530	8.50	TL	47.0	59.2
A3GGG009	11AGG003	14.00-24	24	A2	TT	L-5S	375	14.8	1420	55.9	10	5	850	123	9500	20900	10.00	DG09C	63.5	80.0
TBA	11AGG009	14.00-24	28	A2	TT	L-5S	375	14.8	1420	55.9	10	5	925	134	10000	22000	10.00	DG09C	63.5	80.0
TBA	A1AGG043	14.00-24	24	A2	TL	L-5S	375	14.8	1420	55.9	10	5	850	123	9500	20900	10.00	TL	63.5	80.0
TBA	A1AGG044	14.00-24	28	A2	TL	L-5S	375	14.8	1420	55.9	10	5	925	134	10000	22000	10.00	TL	63.5	80.0
TBA	A1AGG041	16.00-25	28	A2	TL	L-5S	430	16.9	1550	61.0	10	5	750	109	11500	25400	11.25	TL	71.5	90.1
A3GGG016	A1AGG040	16.00-25	32	A2	TL	L-5S	430	16.9	1550	61.0	10	5	875	127	12500	27600	11.25	TL	71.5	90.1
TBA	A1AGG002	18.00-25	28	A2	TL	L-5S	500	19.7	1675	65.9	10	5	650	94	13600	30000	13.00	TL	78.5	98.9
A3GGG004	A1AGG003	18.00-25	32	A2	TL	L-5S	500	19.7	1675	65.9	10	5	750	109	15000	33100	13.00	TL	78.5	98.9
TBA	A1AGG049	18.00-25	40	A2	TL	L-5S	500	19.7	1675	65.9	10	5	950	138	17000	37500	13.00	TL	78.5	98.9
TBA	11AGG002	17.5-25	20	A2	TT	L-5S	445	17.5	1400	55.1	10	5	575	83	8250	18200	14.00	DG09C	63.5	80.0
TBA	A1AGG001	17.5-25	20	A2	TL	L-5S	445	17.5	1400	55.1	10	5	575	83	8250	18200	14.00	TL	63.5	80.0
A3GGG002	A1AGG032	17.5-25	24	A2	TL	L-5S	445	17.5	1400	55.1	10	5	700	101	9250	20390	14.00	TL	63.5	80.0
A3GGG003	A1AGG026	20.5-25	24	A2	TL	L-5S	520	20.5	1550	61.0	10	5	525	76	10300	22700	17.00	TL	71.0	89.4
TBA	A1AGG014	23.5-25	32	A2	TL	L-5S	595	23.4	1675	65.9	10	5	625	91	14650	32300	19.50	TL	105.0	132.3
A3GGG006	A1AGG036	26.5-25	28	A2	TL	L-5S	675	26.6	1800	70.9	10	5	475	69	15500	34200	22.00	TL	87.5	110.2
A3GGG007	A1AGG009	26.5-25	32	A2	TL	L-5S	675	26.6	1800	70.9	10	5	550	80	17000	37500	22.00	TL	87.5	110.2
A3GGG008	A1AGG007	26.5-25	36	A2	TL	L-5S	675	26.6	1800	70.9	10	5	625	91	18300	40350	22.00	TL	87.5	110.2

L-5SC UNDERGROUND MINING TIRES

- Applicable for Loader, Scraper, Mining trucks used underground
- Applicable for severity road with rocks like underground and tunnels
- Special tread compound, smooth extra deep tread design provides excellent cut resistance, wear resistance, improve tire service life efficiently
- High-performance 66-nylon reinforcing material provides excellent impact resistance, puncture resistance and dimension stability



CAT.No.	No.	Tire Size	Ply Rating	Speed Symbol	Tire Type	Pattern	Section Width		Overall Diameter		Max.Speed		Inflatio Pressure		Max. Load		Design Rim Width	Tire Valve	Tread Depth	
							mm	ins	mm	ins	km/h	mph	kPa	psi	kg	lbs			(mm)	(32nds)
TBA	A1AGG042	18.00-25	32	A2	TL	L-5SC	500	19.7	1675	65.9	10	5	750	109	15000	33100	13.00	TL	80.5	101.4
TBA	A1AGG050	18.00-25	36	A2	TL	L-5SC	500	19.7	1675	65.9	10	5	850	123	16000	35270	13.00	TL	80.5	101.4

L-6S UNDERGROUND MINING TIRES

- Applicable for Loader, Scraper, Mining trucks used underground
- Applicable for severity road with rocks like underground and tunnels
- Special tread compound, smooth extra deep tread design provides excellent cut resistance, wear resistance, improve tire service life efficiently
- High-performance 66-nylon reinforcing material provides excellent impact resistance, puncture resistance and dimension stability



CAT.No.	No.	Tire Size	Ply Rating	Speed Symbol	Tire Type	Pattern	Section Width		Overall Diameter		Max.Speed		Inflatio Pressure		Max. Load		Design Rim Width	Tire Valve	Tread Depth	
							mm	ins	mm	ins	km/h	mph	kPa	psi	kg	lbs			(mm)	(32nds)
A3GGG013	A1AGG012	26.5-25	32	A2	TL	L-6S	675	26.6	1800	70.9	10	5	550	80	17000	37500	22.00	TL	97.5	122.8
A3GGG011	A1AGG033	26.5-25	50	A2	TL	L-6S	675	26.6	1800	70.9	10	5	850	123	21800	48060	22.00	TL	97.5	122.8

L-1A SAND TIRES

- Applicable for engineering vehicles used on sand
- Rib pattern design
- Good driving stability



CAT.No.	No.	Tire Size	Ply Rating	Speed Symbol	Tire Type	Pattern	Section Width		Overall Diameter		Max.Speed		Inflatio Pressure		Max. Load		Design Rim Width	Tire Valve	Tread Depth	
							mm	ins	mm	ins	km/h	mph	kPa	psi	kg	lbs			(mm)	(32nds)
TBA	11AGO002	16/70-20	12	A2	TT	L-1A	410	16.1	1075	42.3	10	5	400	58	4750	10450	13.00	DG09C	14.0	17.6
TBA	11AGO003	16/70-20	14	A2	TT	L-1A	410	16.1	1075	42.3	10	5	450	65	5150	11400	13.00	DG09C	14.0	17.6
TBA	11AGO091	16/70-20	16	A2	TT	L-1A	410	16.1	1075	42.3	10	5	500	73	5450	12000	13.00	DG09C	14.0	17.6
TBA	A1AGO190	16/70-20	10	A2	TL	L-1A	410	16.1	1075	42.3	10	5	325	47	4250	9370	13.00	TL	14.0	17.6
TBA	A1AGO164	16/70-20	14	A2	TL	L-1A	410	16.1	1075	42.3	10	5	450	65	5150	11400	13.00	TL	14.0	17.6

E-7 SAND TIRES

- Applicable for engineering vehicles used on sand
- Flotation pattern design provides high grip and flotation on desert and soft road
- Round tread shoulder design gives tire excellent cross-country capacity



CAT.No.	No.	Tire Size	Ply Rating	Speed Symbol	Tire Type	Pattern	Section Width		Overall Diameter		Max.Speed		Inflatio Pressure		Max. Load		Design Rim Width	Tire Valve	Tread Depth	
							mm	ins	mm	ins	km/h	mph	kPa	psi	kg	lbs			(mm)	(32nds)
TBA	A1AGG034	18.00-25	12	A2	TL	E-7	510	20.1	1537	60.5	50	30	200	29	4750	10450	13.00	TL	15	18.9
TBA	A1AGO196	18.00-25	16	A2	TL	E-7	510	20.1	1537	60.5	50	30	275	40	5600	12350	13.00	TL	15	18.9
TBA	A4GG0004	18.00-25	28	A2	TL	E-7	510	20.1	1537	60.5	50	30	500	73	8000	17640	13.00	TL	15	18.9
TBA	A1AGO167	21.00-25	16	A2	TL	E-7	628	24.7	1654	65.1	50	30	250	36	6900	15200	15.00	TL	15	18.9
TBA	A1AGO170	21.00-25	28	A2	TL	E-7	628	24.7	1654	65.1	50	30	425	62	9500	20950	15.00	TL	15	18.9

HF-1 SAND TIRES

- Applicable for equipments like vibrator vehicle used on desert and gobi
- Flotation pattern design, larger contact area, lower contact pressure, low inflation pressure without sinking
- With excellent puncture resistance and impact resistance, high passing on sand



CAT. No.	No.	Tire Size	Ply Rating	Speed Symbol	Tire Type	Pattern	Section Width		Overall Diameter		Max.Speed		Inflation Pressure		Max. Load		Design Rim Width	Tire Valve	Tread Depth	
							mm	ins	mm	ins	km/h	mph	kPa	psi	kg	lbs			(mm)	(32nds)
TBA	A1ANN216	66x44.00-25	20	B	TL	HF-1	1118	44.0	1702	67.0	50	30	350	51	7100	15650	36.00	TL	10.0	12.6
TBA	TBA	66x44.00-25	22	B	TL	HF-1	1118	44.0	1702	67.0	50	30	375	54	7350	16200	36.00	TL	10.0	12.6
TBA	TBA	66x44.00-25	24	B	TL	HF-1	1118	44.0	1702	67.0	50	30	425	62	7950	17500	36.00	TL	10.0	12.6

HF-2 SAND TIRES

- Applicable for equipments like vibrator vehicle, transport vehicles used on desert and gobi
- Flotation pattern design, larger contact area, lower contact pressure, low inflation pressure without sinking
- With excellent puncture resistance and impact resistance, high passing on sand
- Deep tread design plus wear resistance tread compound and aging resistance sidewall compound gains longer tire service life



CAT. No.	No.	Tire Size	Ply Rating	Speed Symbol	Tire Type	Pattern	Section Width		Overall Diameter		Max.Speed		Inflation Pressure		Max. Load		Design Rim Width	Tire Valve	Tread Depth	
							mm	ins	mm	ins	km/h	mph	kPa	psi	kg	lbs			(mm)	(32nds)
TBA	TBA	66x43.00-25	10	B	TL	HF-2	1054	41.5	1702	67.0	50	30	170	25	4500	9920	36.00	TL	50	63.0
TBA	TBA	66x43.00-25	16	B	TL	HF-2	1054	41.5	1702	67.0	50	30	275	40	6000	13200	36.00	TL	50	63.0
A3GNN137	A1ANN202	66x43.00-25	20	B	TL	HF-2	1054	41.5	1702	67.0	50	30	345	50	6700	14750	36.00	TL	50	63.0
TBA	TBA	66x43.00-25	22	B	TL	HF-2	1054	41.5	1702	67.0	50	30	380	55	7100	15650	36.00	TL	50	63.0

IND-3J INDUSTRIAL TIRES

- Applicable for industrial vehicles like Fork lift
- Design with flat and wider tread gives low contact pressure and stable driving
- Special tread compound provides excellent wear resistance
- Moderate tread depth demonstrate higher economic



CAT.No.	No.	Tire Size	Ply Rating	Speed Symbol	Tire Type	Pat-tern	Section Width		Overall Diameter		Max.Speed		Inflatio Pressure		Max. Load		Design Rim Width	Tire Valve	Tread Depth	
							mm	ins	mm	ins	km/h	mph	kPa	psi	kg	lbs			(mm)	(32nds)
TBA	11ACC025	8.25-20	14	A5	TT	IND-3J	235	9.3	974	38.3	25	15	830	120	4575	10100	6.50	DG06C	18	22.7
TBA	11ACC019	9.00-20	14	A5	TT	IND-3J	259	10.2	1018	40.1	25	15	760	110	5195	11450	7.00	DG07C	19	23.9
TBA	11ACC022	10.00-20	16	A5	TT	IND-3J	278	10.9	1055	41.5	25	15	790	115	6030	13300	7.50	DG08C	21	26.5
TBA	11ACC020	10.00-20	18	A5	TT	IND-3J	278	10.9	1055	41.5	25	15	890	130	6475	14250	7.50	DG08C	21	26.5
TBA	11ACC023	11.00-20	18	A5	TT	IND-3J	293	11.5	1085	42.7	25	15	850	125	6810	15000	8.00	DG09C	22	27.7
TBA	11ACC021	12.00-20	20	A5	TT	IND-3J	315	12.4	1125	44.3	25	15	1000	145	7400	16300	8.50	DG09C	23	29.0

OB-501 INDUSTRIAL TIRES

- Applicable for industrial vehicles like Fork lift
- Design of robust tread blocks and wear resistance compound provides excellent wear resistance and longer service life



CAT.No.	No.	Tire Size	Ply Rating	Speed Symbol	Tire Type	Pattern	Section Width		Overall Diameter		Max.Speed		Inflatio Pressure		Max. Load		Design Rim Width	Tire Valve	Tread Depth	
							mm	ins	mm	ins	km/h	mph	kPa	psi	kg	lbs			(mm)	(32nds)
B3GCC081	21ACC005	9.00-20	14	A5	TT	OB-501	259	10.2	1038	40.9	25	15	800	116	5300	11700	7.00	DG07C	22.5	28.3
TBA	11ACC006	10.00-20	16	A5	TT	OB-501	278	10.9	1073	42.2	25	15	800	116	6150	13560	7.50	DG08C	22	27.7
TBA	11ACC007	10.00-20	18	A5	TT	OB-501	278	10.9	1073	42.2	25	15	900	131	6500	14330	7.50	DG08C	22	27.7
TBA	11ACC012	10.00-20	20	A5	TT	OB-501	278	10.9	1073	42.2	25	15	1000	145	6900	15200	7.50	DG08C	22	27.7
TBA	11ACC008	12.00-20	18	A5	TT	OB-501	315	12.4	1145	45.1	25	15	800	116	7500	16500	8.50	DG09C	26	32.8
TBA	11ACC011	12.00-20	20	A5	TT	OB-501	315	12.4	1145	45.1	25	15	825	120	7750	17100	8.50	DG09C	26	32.8
A3GCC066	11ACC009	12.00-20	24	A5	TT	OB-501	315	12.4	1145	45.1	25	15	975	141	8500	18750	8.50	DG09C	26	32.8
A3GCC019	11ACC010	12.00-20	28	A5	TT	OB-501	315	12.4	1145	45.1	25	15	1100	160	9250	20400	8.50	DG09C	26	32.8
A3GCC018	11ACC015	12.00-20	32	A5	TT	OB-501	315	12.4	1145	45.1	25	15	1250	181	9750	21500	8.50	DG09C	26	32.8

OB-502 INDUSTRIAL TIRES

- Applicable for industrial vehicles like Fork lift
- Design of robust tread blocks and wear resistance compound provides excellent wear resistance and longer service life
- Design of unique pattern and special compound



CAT.No.	No.	Tire Size	Ply Rating	Speed Symbol	Tire Type	Pattern	Section Width		Overall Diameter		Max.Speed		Inflatio Pressure		Max. Load		Design Rim Width	Tire Valve	Tread Depth	
							mm	ins	mm	ins	km/h	mph	kPa	psi	kg	lbs			(mm)	(32nds)
A3GCC063	A1ACC028	10.00-20	20	A5	TT	OB-502	278	10.9	1073	42.2	25	15	1000	145	6900	15200	7.50	DG08C	22.5	28.3
A3GCC062	A1ACC029	12.00-20	20	A5	TT	OB-502	315	12.4	1145	45.1	25	15	825	120	7750	17100	8.50	DG09C	24	30.2
13GCC003	11ACC004	12.00-20	24	A5	TT	OB-502	315	12.4	1145	45.1	25	15	975	141	8500	18750	8.50	DG09C	24	30.2

IND-4 INDUSTRIAL TIRES

- Applicable for industrial vehicles like Container stacker, Reach stacker
- Robust extra deep tread design provides excellent wear resistance and longer service life
- Combined high-performance environment friendly compound and reinforcing material of 66-nylon provides excellent fatigue-resistance, improved retreading, better for environment protection
- Wide and robust pattern and ultra-strength carcass design provides excellent control stability
- High-performance 66-nylon reinforcing material provides excellent impact resistance, puncture resistance and dimension stability



CAT.No.	No.	Tire Size	Ply Rating	Speed Symbol	Tire Type	Pattern	Section Width		Overall Diameter		Max.Speed		Inflatio Pressure		Max. Load		Design Rim Width	Tire Valve	Tread Depth	
							mm	ins	mm	ins	km/h	mph	kPa	psi	kg	lbs			(mm)	(32nds)
TBA	11AGO170	12.00-24	20	A5	TT	IND-4	315	12.4	1275	50.2	25	15	1000	145	8625	19000	8.50	DG09C	56.0	70.6
TBA	11AGO183	12.00-24	24	A5	TT	IND-4	315	12.4	1275	50.2	25	15	1175	170	9375	20650	8.50	DG09C	56.0	70.6
TBA	11AGO172	14.00-24	24	A5	TT	IND-4	375	14.8	1420	55.9	25	15	1025	149	11900	26235	10.00	DG09C	59.0	74.3
TBA	11AGO177	14.00-24	28	A5	TT	IND-4	375	14.8	1420	55.9	25	15	1100	160	12500	27600	10.00	DG09C	59.0	74.3
TBA	A1AGO273	14.00-24	28	A5	TL	IND-4	375	14.8	1420	55.9	25	15	1100	160	12500	27600	10.00	TL	59.0	74.3
A3GG0170	A1AGO228	18.00-25	40	A5	TL	IND-4	500	19.7	1675	65.9	25	15	1150	167	21250	46700	13.00	TL	72.5	91.3

IND-4A INDUSTRIAL TIRES

- Applicable for industrial vehicles like Container stacker, Reach stacker
- Robust deep tread design provides excellent wear resistance and longer service life
- Combined high-performance environment friendly compound and reinforcing material of 66-nylon provides excellent fatigue-resistance, improved retreading, better for environment protection
- Wide and robust pattern and ultra-strength carcass design provides excellent control stability
- High-performance 66-nylon reinforcing material provides excellent impact resistance, puncture resistance and dimension stability
- Moderate tread depth demonstrate higher economic



CAT.No.	No.	Tire Size	Ply Rating	Speed Symbol	Tire Type	Pattern	Section Width		Overall Diameter		Max.Speed		Inflatio Pressure		Max. Load		Design Rim Width	Tire Valve	Tread Depth	
							mm	ins	mm	ins	km/h	mph	kPa	psi	kg	lbs			(mm)	(32nds)
TBA	TBA	12.00-24	20	A5	TT	IND-4A	315	12.4	1275	50.2	25	15	1000	145	8625	19000	8.50	DG09C	43.0	54.2
TBA	TBA	12.00-24	24	A5	TT	IND-4A	315	12.4	1275	50.2	25	15	1175	170	9375	20650	8.50	DG09C	43.0	54.2
TBA	TBA	14.00-24	24	A5	TT	IND-4A	375	14.8	1420	55.9	25	15	1025	149	11900	26235	10.00	DG09C	52.5	66.1
13GG0036	11AGO211	14.00-24	28	A5	TT	IND-4A	375	14.8	1420	55.9	25	15	1100	160	12500	27600	10.00	DG09C	52.5	66.1
TBA	TBA	14.00-24	28	A5	TL	IND-4A	375	14.8	1420	55.9	25	15	1100	160	12500	27600	10.00	TL	52.5	66.1
13GG0037	11AGO212	18.00-25	40	A5	TL	IND-4A	495	19.5	1675	65.9	25	15	1150	167	21250	46700	13.00	TL	67.5	85.0

E-3A INDUSTRIAL TIRES

- Applicable for industrial vehicles like reach stacker
- Rock and non-directional tread pattern design provides excellent control stability
- Pattern design with connected blocks in the middle of crown provides good driving stability and high driving comfort
- High-performance 66-nylon reinforcing material provides excellent fatigue resistance, improved retreading, better for environment protection



CAT.No.	No.	Tire Size	Ply Rating	Speed Symbol	Tire Type	Pattern	Section Width		Overall Diameter		Max.Speed		Inflatio Pressure		Max. Load		Design Rim Width	Tire Valve	Tread Depth	
							mm	ins	mm	ins	km/h	mph	kPa	psi	kg	lbs			(mm)	(32nds)
A3GG0072	11AGO134	18.00-25	40	A5	TL	E-3A	500	19.7	1615	63.6	25	15	1150	167	21250	46700	13.00	TL	30.5	38.4
TBA	11AGO125	18.00-25	40	A5	TT	E-3A	500	19.7	1615	63.6	25	15	1150	167	21250	46700	13.00	DG09C	30.5	38.4

E-3L INDUSTRIAL TIRES

- Applicable for industrial vehicles like reach stacker
- Rock and non-directional tread pattern design provides excellent control stability
- High-performance 66-nylon reinforcing material provides excellent fatigue resistance, improved retreading, better for environment protection



CAT.No.	No.	Tire Size	Ply Rating	Speed Symbol	Tire Type	Pattern	Section Width		Overall Diameter		Max.Speed		Inflatio Pressure		Max. Load		Design Rim Width	Tire Valve	Tread Depth	
							mm	ins	mm	ins	km/h	mph	kPa	psi	kg	lbs			(mm)	(32nds)
TBA	A1AGO232	18.00-33	36	A5	TL	E-3L	500	19.7	1820	71.7	25	15	1025	149	23100	50700	13.00	TL	34.0	42.8

E-4D INDUSTRIAL TIRES

- Applicable for industrial vehicles like reach stacker
- Robust extra deep tread design provides excellent wear resistance and longer service life
- Combined high-performance environment friendly compound and reinforcing material of 66-nylon provides excellent fatigue-resistance, improved retreading, better for environment protection



CAT.No.	No.	Tire Size	Ply Rating	Speed Symbol	Tire Type	Pattern	Section Width		Overall Diameter		Max.Speed		Inflatio Pressure		Max. Load		Design Rim Width	Tire Valve	Tread Depth	
							mm	ins	mm	ins	km/h	mph	kPa	psi	kg	lbs			(mm)	(32nds)
A3GG0157	A1AGO147	18.00-33	40	A5	TL	E-4D	500	19.7	1875	73.8	25	15	1150	167	24400	53800	13.00	TL	60.0	75.6

L-4S INDUSTRIAL TIRES

- Applicable for industrial vehicles like reach stacker
- Special tread compound, smooth deep tread design provides excellent wear resistance
- High-performance 66-nylon reinforcing material provides excellent fatigue resistance, improved retreading, better for environment protection



CAT.No.	No.	Tire Size	Ply Rating	Speed Symbol	Tire Type	Pattern	Section Width		Overall Diameter		Max.Speed		Inflatio Pressure		Max. Load		Design Rim Width	Tire Valve	Tread Depth	
							mm	ins	mm	ins	km/h	mph	kPa	psi	kg	lbs			(mm)	(32nds)
TBA	A1AGG006	18.00-25	40	A5	TL	L-4S	500	19.7	1675	65.9	25	15	1150	167	21250	46700	13.00	TL	56.5	71.2

L-5S INDUSTRIAL TIRES

- Applicable for industrial vehicles like Container stacker, Reach stacker
- Special tread compound, smooth extra deep tread design provides excellent wear resistance
- High-performance 66-nylon reinforcing material provides excellent fatigue resistance, improved retreading, better for environment protection



CAT.No.	No.	Tire Size	Ply Rating	Speed Symbol	Tire Type	Pattern	Section Width		Overall Diameter		Max.Speed		Inflatio Pressure		Max. Load		Design Rim Width	Tire Valve	Tread Depth	
							mm	ins	mm	ins	km/h	mph	kPa	psi	kg	lbs			(mm)	(32nds)
TBA	A1AGE010	12.00-24	28	A5	TL	L-5S	315	12.4	1275	50.2	25	15	1375	199	10300	22700	8.50	TL	47.5	59.8
A3GGG010	11AGG001	14.00-24	28	A5	TT	L-5S	375	14.8	1420	55.9	25	15	1100	160	12500	27600	10.00	DG09C	64.0	80.6
TBA	11AGG005	14.00-24	28	A5	TL	L-5S	375	14.8	1420	55.9	25	15	1100	160	12500	27600	10.00	TL	64.0	80.6
TBA	A1AGO269	16.00-25	36	A5	TL	L-5S	430	16.9	1550	61.0	25	15	1175	170	17000	37500	11.25	TL	71.5	90.1
A3GGG016	A1AGG048	16.00-25	40	A5	TL	L-5S	430	16.9	1550	61.0	25	15	1300	189	18100	39900	11.25	TL	71.5	90.1
A3GGG005	A1AGG004	18.00-25	40	A5	TL	L-5S	500	19.7	1675	65.9	25	15	1150	167	21250	46700	13.00	TL	76.0	95.7
A3GGG015	A1AGG039	18.00-33	40	A5	TL	L-5S	500	19.7	1875	73.8	25	15	1150	167	24400	53800	13.00	TL	80.5	101.4

L-4SA INDUSTRIAL TIRES

- Applicable for industrial vehicles like reach stacker
- Special tread compound, smooth deep tread design provides excellent wear resistance
- High-performance 66-nylon reinforcing material provides excellent fatigue resistance, improved retreading, better for environment protection



CAT.No.	No.	Tire Size	Ply Rating	Speed Symbol	Tire Type	Pat-tern	Section Width		Overall Diameter		Max.Speed		Inflatio Pressure		Max. Load		Design Rim Width	Tire Valve	Tread Depth	
							mm	ins	mm	ins	km/h	mph	kPa	psi	kg	lbs			(mm)	(32nds)
A3GGG001	A1AGG037	18.00-25	40	A5	TL	L-4SA	500	19.7	1675	65.9	25	15	1150	167	21250	46700	13.00	TL	54.0	68.0

E-4J INDUSTRIAL TIRES

- Applicable for industrial vehicles like Fork lift, Container stacker, Reach stacker
- Robust extra deep tread design provides excellent wear resistance and longer service life
- Combined high-performance environment friendly compound and reinforcing material of 66-nylon provides excellent fatigue-resistance, improved retreading, better for environment protection
- Wide and robust pattern and ultra-strength carcass design provides excellent control stability
- High-performance 66-nylon reinforcing material provides excellent impact resistance, puncture resistance and dimension stability



CAT.No.	No.	Tire Size	Ply Rating	Speed Symbol	Tire Type	Pattern	Section Width		Overall Diameter		Max.Speed		Inflation Pressure		Max. Load		Design Rim Width	Tire Valve	Tread Depth	
							mm	ins	mm	ins	km/h	mph	kPa	psi	kg	lbs			(mm)	(32nds)
TBA	11AGO178	12.00-24	20	A5	TT	E-4J	315	12.4	1275	50.2	25	15	1000	145	8625	19000	8.50	DG09C	37.0	46.6
TBA	11AGO191	12.00-24	24	A5	TT	E-4J	315	12.4	1275	50.2	25	15	1175	170	9375	20650	8.50	DG09C	37.0	46.6
TBA	11AGO154	14.00-24	28	A5	TT	E-4J	375	14.8	1420	55.9	25	15	1100	160	12500	27600	10.00	DG09C	47.0	59.2
TBA	A1AGO278	14.00-24	28	A5	TL	E-4J	375	14.8	1420	55.9	25	15	1100	160	12500	27600	10.00	TL	47.0	59.2
TBA	A1AGO230	16.00-25	32	A5	TL	E-4J	430	16.9	1545	60.8	25	15	1050	152	15600	34400	11.25	TL	54.0	68.0
TBA	A1AGO234	16.00-25	36	A5	TL	E-4J	430	16.9	1545	60.8	25	15	1175	170	17000	37500	11.25	TL	54.0	68.0
TBA	11AGO171	16.00-25	32	A5	TT	E-4J	430	16.9	1545	60.8	25	15	1050	152	15600	34400	11.25	DG09C	54.0	68.0
TBA	A1AGO157	18.00-25	40	A5	TL	E-4J	500	19.7	1675	65.9	25	15	1150	167	21250	46700	13.00	TL	56.0	70.6
A3GG0310	A1AGO200	18.00-25	44	A5	TL	E-4J	500	19.7	1675	65.9	25	15	1250	181	22500	49600	13.00	TL	56.0	70.6
TBA	A1AGO260	18.00-33	36	A5	TL	E-4J	500	19.7	1875	73.8	25	15	1025	149	23100	50700	13.00	TL	55.0	69.3
A3GG0158	A1AGO199	18.00-33	40	A5	TL	E-4J	500	19.7	1875	73.8	25	15	1150	167	24400	53800	13.00	TL	55.0	69.3
TBA	A1AGO254	21.00-35	36	A5	TL	E-4J	575	22.6	2050	80.7	25	15	900	131	28750	63400	15.00	TL	56.0	70.6
TBA	TBA	24.00-35	42	A5	TL	E-4J	650	25.6	2175	85.6	25	15	900	131	36250	79900	17.00	TL	62.5	78.7

E-3 INDUSTRIAL TIRES

- Applicable for industrial vehicles like RTG
- Rock and non-directional tread pattern design provides excellent control stability
- Combined special compound with reinforcing material of 66-nylon, plus aging resistance sidewall compound provides excellent fatigue-resistance, longer tire service life



CAT.No.	No.	Tire Size	Ply Rating	Speed Symbol	Tire Type	Pattern	Section Width		Overall Diameter		Max.Speed		Inflation Pressure		Max. Load		Design Rim Width	Tire Valve	Tread Depth	
							mm	ins	mm	ins	km/h	mph	kPa	psi	kg	lbs			(mm)	(32nds)
13GG0039	11AGO302	14.00-24RTG	28	A2	TL	E-3	375	14.8	1370	53.9	10	5	1100	160	13500	29750	10.00	TL	29.0	36.5
A3GG0050	A1AGO233	16.00-25RTG	32	A2	TL	E-3	430	16.9	1490	58.7	10	5	1050	152	16900	37250	11.25	TL	30.0	37.8

E-3L INDUSTRIAL TIRES

- Applicable for industrial vehicles like RTG
- Rock and non-directional tread pattern design provides excellent control stability
- Combined special compound with reinforcing material of 66-nylon, plus aging resistance sidewall compound provides excellent fatigue-resistance, longer tire service life



CAT.No.	No.	Tire Size	Ply Rating	Speed Symbol	Tire Type	Pattern	Section Width		Overall Diameter		Max.Speed		Inflatio Pressure		Max. Load		Design Rim Width	Tire Valve	Tread Depth	
							mm	ins	mm	ins	km/h	mph	kPa	psi	kg	lbs			(mm)	(32nds)
A3GG0079	A1AGO172	18.00-25	40	A2	TL	E-3L	495	19.5	1615	63.6	10	5	1150	167	22950	50600	13.00/2.5	TL	33.1	41.7
A3GG0135	A1AGO227	18.00-25	48	A2	TL	E-3L	495	19.5	1615	63.6	10	5	1350	196	25650	56500	13.00/2.5	TL	33.1	41.7
TBA	A1AGO160	21.00-25	40	A2	TL	E-3L	575	22.6	1750	68.9	10	5	1000	145	27810	61300	15.00/3.0	TL	42.5	53.5
TBA	A1AGO263	21.00-25	44	A2	TL	E-3L	575	22.6	1750	68.9	10	5	1100	160	29430	64900	15.00/3.0	TL	42.5	53.5
A3GG0185	A1AGO150	21.00-35	40	A2	TL	E-3L	575	22.6	2005	78.9	10	5	1000	145	32805	72300	15.00	TL	39.4	49.6
A3GG0081	A1AGO162	24.00-35	42	A2	TL	E-3L	650	25.6	2130	83.9	10	5	900	131	39150	86300	17.00	TL	41.1	51.8
A3GG0078	A1AGO198	24.00-35	48	A2	TL	E-3L	650	25.6	2130	83.9	10	5	1025	149	42525	93800	17.00	TL	41.1	51.8

E-3LA INDUSTRIAL TIRES

- Applicable for industrial vehicles like RTG
- Rock and non-directional tread pattern design provides excellent control stability
- Combined special compound with reinforcing material of 66-nylon, plus aging resistance sidewall compound provides excellent fatigue-resistance, longer tire service life



CAT.No.	No.	Tire Size	Ply Rating	Speed Symbol	Tire Type	Pat-tern	Section Width		Overall Diameter		Max.Speed		Inflatio Pressure		Max. Load		Design Rim Width	Tire Valve	Tread Depth	
							mm	ins	mm	ins	km/h	mph	kPa	psi	kg	lbs			(mm)	(32nds)
A3GG0008	A1AGO174	21.00-25	40	A2	TL	E-3LA	575	22.6	1750	68.9	10	5	1000	145	27810	61300	15.00/3.0	TL	29.9	37.7
TBA	A1AGO296	21.00-25	44	A2	TL	E-3LA	575	22.6	1750	68.9	10	5	1100	160	29430	64900	15.00/3.0	TL	29.9	37.7
TBA	A3GG0154	21.00-25	48	A2	TL	E-3LA	575	22.6	1750	68.9	10	5	1200	174	31050	68500	15.00/3.0	TL	29.9	37.7
A3GG0007	A1AGO259	21.00-35	40	A2	TL	E-3LA	575	22.6	2005	78.9	10	5	1000	145	32805	72300	15.00	TL	29.6	37.3
TBA	A1AGO299	21.00-35	44	A2	TL	E-3LA	575	22.6	2005	78.9	10	5	1075	156	33750	74400	15.00	TL	29.6	37.3

E-3 INDUSTRIAL TIRES

- Applicable for industrial vehicles like Fork lift, Container stacker
- Rock and non-directional tread pattern design provides excellent control stability
- High-performance 66-nylon reinforcing material provides excellent fatigue resistance, improved retreading, better for environment protection



CAT.No.	No.	Tire Size	Ply Rating	Speed Symbol	Tire Type	Pattern	Section Width		Overall Diameter		Max.Speed		Inflatio Pressure		Max. Load		Design Rim Width	Tire Valve	Tread Depth	
							mm	ins	mm	ins	km/h	mph	kPa	psi	kg	lbs			(mm)	(32nds)
A3GG0060	11AGO015	14.00-24	24	A5	TT	E-3	375	14.8	1370	53.9	25	15	1025	149	11900	26235	10.00	DG09C	29.0	36.5
TBA	11AGO018	14.00-24	28	A5	TT	E-3	375	14.8	1370	53.9	25	15	1100	160	12500	27600	10.00	DG09C	29.0	36.5
A3GG0163	11AGO137	14.00-24	32	A5	TT	E-3	375	14.8	1370	53.9	25	15	1250	181	13600	30000	10.00	DG09C	29.0	36.5
TBA	11AGO194	14.00-24	28	A5	TL	E-3	375	14.8	1370	53.9	25	15	1100	160	12500	27600	10.00	TL	29.0	36.5
TBA	A1AGO291	14.00-24	32	A5	TL	E-3	375	14.8	1370	53.9	25	15	1250	181	13600	30000	10.00	TL	29.0	36.5
TBA	11AGO029	16.00-25	24	A5	TT	E-3	430	16.9	1495	58.9	25	15	775	112	13250	29200	11.25	DG09C	30.0	37.8
TBA	11AGO030	16.00-25	28	A5	TT	E-3	430	16.9	1495	58.9	25	15	900	131	14400	31750	11.25	DG09C	30.0	37.8
TBA	11AGO105	16.00-25	32	A5	TT	E-3	430	16.9	1495	58.9	25	15	1050	152	15600	34400	11.25	DG09C	30.0	37.8
TBA	11AGO150	16.00-25	36	A5	TT	E-3	430	16.9	1495	58.9	25	15	1175	170	17000	37500	11.25	DG09C	30.0	37.8
A3GG0131	A1AGO012	16.00-25	28	A5	TL	E-3	430	16.9	1495	58.9	25	15	900	131	14400	31750	11.25	TL	30.0	37.8
A3GG0132	11AGO032	16.00-25	32	A5	TL	E-3	430	16.9	1495	58.9	25	15	1050	152	15600	34400	11.25	TL	30.0	37.8
A3GG0133	11AGO146	16.00-25	36	A5	TL	E-3	430	16.9	1495	58.9	25	15	1175	170	17000	37500	11.25	TL	30.0	37.8

E-4A INDUSTRIAL TIRES

- Applicable for industrial vehicles like Fork lift, Container stacker
- Robust deep tread design provides excellent wear resistance and longer service life
- Combined high-performance environment friendly compound and reinforcing material of 66-nylon provides excellent fatigue-resistance, improved retreading, better for environment protection
- Shallow pattern in the middle of crown gives better anti-skid



CAT.No.	No.	Tire Size	Ply Rating	Speed Symbol	Tire Type	Pattern	Section Width		Overall Diameter		Max.Speed		Inflatio Pressure		Max. Load		Design Rim Width	Tire Valve	Tread Depth	
							mm	ins	mm	ins	km/h	mph	kPa	psi	kg	lbs			(mm)	(32nds)
13GG0005	11AGO119	14.00-24	24	A5	TT	E-4A	375	14.8	1370	53.9	25	15	1025	149	11900	26235	10.00	DG09C	31.0	39.1
13GG0006	11AGO120	14.00-24	28	A5	TT	E-4A	375	14.8	1370	53.9	25	15	1100	160	12500	27600	10.00	DG09C	31.0	39.1
13GG0008	11AGO121	14.00-24	32	A5	TT	E-4A	375	14.8	1370	53.9	25	15	1250	181	13600	30000	10.00	DG09C	31.0	39.1

E-4C INDUSTRIAL TIRES

- Applicable for industrial vehicles like Fork lift, Container stacker
- Robust deep tread design provides excellent wear resistance and longer service life
- Combined high-performance environment friendly compound and reinforcing material of 66-nylon provides excellent fatigue-resistance, improved retreading, better for environment protection
- Pattern design with connected blocks in the middle of crown provides good driving stability and high driving comfort



CAT.No.	No.	Tire Size	Ply Rating	Speed Symbol	Tire Type	Pattern	Section Width		Overall Diameter		Max.Speed		Inflatio Pressure		Max. Load		Design Rim Width	Tire Valve	Tread Depth	
							mm	ins	mm	ins	km/h	mph	kPa	psi	kg	lbs			(mm)	(32nds)
TBA	11AGO017	14.00-24	24	A5	TT	E-4C	375	14.8	1420	55.9	25	15	1025	149	11900	26235	10.00	DG09C	48.5	61.1
A3GG0147	11AGO099	14.00-24	28	A5	TT	E-4C	375	14.8	1420	55.9	25	15	1100	160	12500	27600	10.00	DG09C	48.5	61.1

E-1A OFF ROAD TIRES

- Applicable for offroad transporters
- Unique tread pattern design with mixture offroad pattern provides tire excellent speed performance and outstanding cross-country capacity



E-2A OFF ROAD TIRES

- Applicable for mini-excavator and offroad transporters
- Offroad tread pattern design
- Unique pattern design provides excellent traction performance




E-2 OFF ROAD TIRES

- Applicable for mini-excavator and offroad transporters
- Offroad tread pattern design
- Unique pattern design provides excellent traction performance
- Good dynamic balance performance



E-2B OFF ROAD TIRES

- Applicable for mini-excavator and offroad transporters
- Offroad tread pattern design
- Unique pattern design provides excellent traction and puncture resistance performance



CAT. No.	No.	Tire Size	Ply Rating	Speed Symbol	Tire Type	Pattern	Section Width		Overall Diameter		Max.Speed		Inflatio Pressure		Max. Load		Design Rim Width	Tire Valve	Tread Depth	
							mm	ins	mm	ins	km/h	mph	kPa	psi	kg	lbs			(mm)	(32nds)
TBA	11AG0092	15.5-20	22	E	TT	E-1A	425	16.7	1260	49.6	70	45	700	101	6500	14330	12.00	DG09C	15	18.9
TBA	11AGY043	11.00-20	16	E	TT	E-2	293	11.5	1105	43.5	70	45	810	117	3350	7385	8.00	DG09C	19.0	23.9
TBA	11AGY037	11.00-20	18	E	TT	E-2	293	11.5	1105	43.5	70	45	910	132	3650	8050	8.00	DG09C	19.0	23.9
TBA	11AGY028	12.5-20	12	B/*A2	TT	E-2	370	14.6	1145	45.1	50/*10	30/*5	325/*350	47/*51	2725/*3650	6000/*8050	11.00	DG09C	22.0	27.7
TBA	11AGY005	12.5-20	16	B/*A2	TT	E-2	370	14.6	1145	45.1	50/*10	30/*5	420/*460	61/*67	3180/*4250	7010/*9350	11.00	DG09C	22.0	27.7
TBA	11AGY006	12.5-20	18	B/*A2	TT	E-2	370	14.6	1145	45.1	50/*10	30/*5	530/*560	77/*81	3630/*4900	8000/*10800	11.00	DG09C	22.0	27.7
TBA	11AGY023	13-20	16	G	TT	E-2	395	15.6	1205	47.4	90	55	320	46	3000	6615	11.00	DG09C	20.0	25.2
TBA	A1AGY007	13-20	18	F	TT	E-2	395	15.6	1205	47.4	80	50	370	54	3200	7055	11.00	DG09C	20.0	25.2
TBA	11AGY008	13-20	20	F	TT	E-2	395	15.6	1205	47.4	80	50	550	80	4000	8820	11.00	DG09C	20.0	25.2

CAT.No.	No.	Tire Size	Ply Rating	Speed Symbol	Tire Type	Pattern	Section Width		Overall Diameter		Max.Speed		Inflatio Pressure		Max. Load		Design Rim Width	Tire Valve	Tread Depth	
							mm	ins	mm	ins	km/h	mph	kPa	psi	kg	lbs			(mm)	(32nds)
TBA	11AGY029	9.00-20	10	G	TT	E-2A	259	10.2	1038	40.9	90	55	560	81	2120	4675	7.00	DG07C	21.0	26.5
A3GGY002	11AGY011	9.00-20	14	G	TT	E-2A	259	10.2	1038	40.9	90	55	770	112	2575	5675	7.00	DG07C	21.0	26.5
TBA	11AGY031	9.00-20	16	G	TT	E-2A	259	10.2	1038	40.9	90	55	880	128	2900	6395	7.00	DG07C	21.0	26.5
TBA	11AGY030	10.00-20	10	G	TT	E-2A	280	11.0	1075	42.3	90	55	500	73	2300	5070	7.50	DG08C	20.0	25.2
A3GGY001	11AGY001	10.00-20	14	G	TT	E-2A	280	11.0	1075	42.3	90	55	700	102	2800	6175	7.50	DG08C	20.0	25.2
A3GGY003	11AGY002	10.00-20	16	G	TT	E-2A	280	11.0	1075	42.3	90	55	810	117	3000	6615	7.50	DG08C	20.0	25.2
TBA	11AGY022	8.25-20	12	G	TT	E-2B	235	9.3	995	39.2	90	55	700	102	2015	4450	6.50	DG06C	20.0	25.2
13GGY001	11AGY032	8.25-20	14	G	TT	E-2B	235	9.3	995	39.2	90	55	810	117	2205	4860	6.50	DG06C	20.0	25.2
A3GGY007	11AGY003	12.00-20	18	G	TT	E-2B	315	12.4	1145	45.1	90	55	810	117	3730	8225	8.50	DG09C	24.0	30.2
TBA	11AGY004	12.00-20	20	G	TT	E-2B	315	12.4	1145	45.1	90	55	890	129	3930	8665	8.50	DG09C	24.0	30.2
TBA	11AGY047	12.00-24	18	E	TT	E-2B	315	12.4	1247	49.1	70	45	810	117	4570	10075	8.50	DG09C	24.0	30.2

E-2C OFF ROAD TIRES

- Applicable for offroad transporters
- Offroad tread pattern design
- Unique pattern design provides excellent traction and puncture resistance performance



E-2F/E-2G OFF ROAD TIRES

- Applicable for offroad transporters
- Offroad tread pattern design
- Unique pattern design provides excellent traction and passing performance on soft road



E-2D OFF ROAD TIRES

- Applicable for offroad transporters
- Offroad tread pattern design
- Unique pattern design provides excellent traction and passing performance on soft road



CAT. No.	No.	Tire Size	Ply Rating	Speed Symbol	Tire Type	Pattern	Section Width		Overall Diameter		Max.Speed		Inflatio Pressure		Max. Load		Design Rim Width	Tire Valve	Tread Depth	
							mm	ins	mm	ins	km/h	mph	kPa	psi	kg	lbs			(mm)	(32nds)
TBA	11AGY009	14.00-20	18	E	TT	E-2C	375	14.8	1265	49.8	70	45	670	97	4625	10200	10.00	DG09C	23.0	29.0
TBA	11AGY010	14.00-20	20	E	TT	E-2C	375	14.8	1265	49.8	70	45	770	112	5000	11000	10.00	DG09C	23.0	29.0
A3GGY004	11AGY026	14.00-20	24	E	TT	E-2C	375	14.8	1265	49.8	70	45	900	131	5560	12250	10.00	DG09C	23.0	29.0
TBA	11AGY013	15.5-20	22	C	TT	E-2D	440	17.3	1270	50.0	60	35	700	102	6500	14330	12.00	DG09C	19.0	23.9

CAT. No.	No.	Tire Size	Ply Rating	Speed Symbol	Tire Type	Pattern	Section Width		Overall Diameter		Max.Speed		Inflatio Pressure		Max. Load		Design Rim Width	Tire Valve	Tread Depth	
							mm	ins	mm	ins	km/h	mph	kPa	psi	kg	lbs			(mm)	(32nds)
TBA	11AGY015	16.00-20	28	E	TT	E-2F	438	17.2	1343	52.9	70	45	625	91	5500	12125	10.00	DG09C	24.0	30.2
TBA	11AGY034	1300X530-533	12	B	TT	E-2G	530	20.9	1300	51.2	50	30	400	58	4050	8930	440X533	DG05C	25.5	32.1
TBA	11AGY040	1300X530-533	14	B	TT	E-2G	530	20.9	1300	51.2	50	30	475	69	4500	9920	440X533	DG05C	25.5	32.1
TBA	11AGY044	1300X530-533	20	A3	TT	E-2G	530	20.9	1300	51.2	15	10	570	83	5980	13185	440X533	DG05C	25.5	32.1
TBA	11AGY041	1300X530-533(STEEL BELT)	20	A3	TT	E-2G	530	20.9	1300	51.2	15	10	570	83	5980	13185	440X533	DG05C	25.5	32.1
TBA	11AGY014	1500X600-635	14	F	TT	E-2G	600	23.6	1500	59.1	80	50	380	55	5750	12675	500X635	DG09C	30.5	38.4
TBA	11AGY017	1500X600-635	18	F	TT	E-2G	600	23.6	1500	59.1	80	50	470	68	6500	14330	500X635	DG09C	30.5	38.4
TBA	11AGY036	1500X600-635	14	F	TL	E-2G	600	23.6	1500	59.1	80	50	380	55	5750	12675	500X635	TL	30.5	38.4
TBA	A1AGY009	1500X600-635	18	F	TL	E-2G	600	23.6	1500	59.1	80	50	470	68	6500	14330	500X635	TL	30.5	38.4
TBA	11AGY027	1500X600-635	22	F	TT	E-2G	600	23.6	1500	59.1	80	50	550	80	7050	15540	500X635	DG09C	30.5	38.4
TBA	11AGO068	1600X600-685	24	F	TT	E-2G	600	23.6	1600	63.0	80	50	440	64	7900	17415	500X685	DG09C	30.5	38.4

E-2I/E-2J/E-2L OFF ROAD TIRES

- Applicable for offroad transporters
- Offroad tread pattern design
- Unique pattern design provides excellent traction and passing performance on soft road



CAT. No.	No.	Tire Size	Ply Rating	Speed Symbol	Tire Type	Pattern	Section Width		Overall Diameter		Max.Speed		Inflation Pressure		Max. Load		Design Rim Width	Tire Valve	Tread Depth	
							mm	ins	mm	ins	km/h	mph	kPa	psi	kg	lbs			(mm)	(32nds)
TBA	11AGY052	9.00-20	12	G	TT	E-2I	259	10.2	1038	40.9	90	55	660	96	2360	5200	7.00	DG07C	16.0	20.2
TBA	A1AGY001	13.00-20	18	E	TT	E-2J	367	14.4	1200	47.2	70	45	770	112	4250	9370	10.00	DG09C	20.5	25.8
TBA	A1AGY002	13.00-20	20	E	TT	E-2J	367	14.4	1200	47.2	70	45	840	122	4500	9920	10.00	DG09C	20.5	25.8
TBA	11AGY039	1200X500-508	16	G	TT	E-2L	500	19.7	1200	47.2	90	55	500	73	4400	9700	388-508	DG09C	23.0	29.0

IND IND. TRACTOR AND MULTIPURPOSE

- Applicable for industrial, construction and road works
- Deep tread design provides excellent traction
- Unique bead design gains better air-tightness for tubeless tires
- Wear resistance tread compound provides longer service life



CAT. No.	No.	Tire Size	Ply Rating	Speed Symbol	Tire Type	Pattern	Section Width		Overall Diameter		Max.Speed		Inflation Pressure		Max. Load		Design Rim Width	Tire Valve	Tread Depth	
							mm	ins	mm	ins	km/h	mph	kPa	psi	kg	lbs			(mm)	(32nds)
B3GNN130	B1ANN197	440/80-24	16	A8	TL	IND	441	17.4	1314	51.7	40	25	400	58	4625	10200	14.00	TL	34	42.8
TBA	B1ANN201	440/80-28	12	A8	TL	IND	441	17.4	1415	55.7	40	25	240	35	3150	6950	14.00	TL	34	42.8
B3GNN110	B1ANN144	440/80-28	14	A8	TL	IND	441	17.4	1415	55.7	40	25	320	46	4000	8820	14.00	TL	34	42.8
TBA	TBA	440/80-28	16	A8	TL	IND	441	17.4	1415	55.7	40	25	400	58	4625	10200	14.00	TL	34	42.8
B3GNN111	B1ANN146	480/80-26	16	A8	TL	IND	479	18.9	1428	56.2	40	25	320	46	4500	9920	15.00	TL	34	42.8
B3GG0171	B1AGO262	400/70-20	14	A8	TL	IND	404	15.9	1068	42.0	40	25	400	58	3250	7165	13.00	TL	32	40.3
B3GCC084	B1ACC047	340(12.5)/80-20	12	A8	TL	IND	343	13.5	1051	41.4	40	25	400	58	2800	6170	11.00	TL	27.5	34.6
TBA	A3VCC002	35X15-15	32	A2	TL	IND	368	14.5	899	35.4	10	5	1030	149	5580	12300	10.50	TL	26	32.8
B3GCC083	B1ACC046	340(12.5)/80-18	12	A8	TL	IND	343	13.5	1001	39.4	40	25	400	58	2725	6010	11.00	TL	27.5	34.6
TBA	A1ACC069	280/80-18	12	A8	TL	IND	282	11.1	905	35.6	40	25	400	58	2000	4410	9.00	TL	25	31.5

R-4E IND IND.TRACTOR AND MULTIPURPOSE

- Applicable for industrial, construction and road works
- Radial design
- Deep tread design provides excellent traction
- Unique bead design gains better air-tightness for tubeless tires
- Wear resistance tread compound provides longer service life



CAT. No.	No.	Tire Size	Load Index	Speed Symbol	Tire Type	Pattern	Section Width		Overall Diameter		Max. Speed		Inflation Pressure		Max. Load		Design Rim Width	Tire Valve	Tread Depth	
							mm	ins	mm	ins	km/h	mph	kPa	psi	kg	lbs			(mm)	(32nds)
A3GNA016	A1ANA016	17.5L(460/70)R24	152	B/A8	TL	R-4E IND	455	17.9	1254	49.4	50/40	30/25	320	46	3550	7850	15.00	TL	36	45.4
A3GNA049	A1ANA049	17.5L(460/70)R24 STEEL BELT	152	B/A8	TL	R-4E IND	455	17.9	1254	49.4	50/40	30/25	320	46	3550	7850	15.00	TL	36	45.4
A3GNA055	A1ANA055	17.5L(460/70)R24 STEEL BELT	159	B/A8	TL	R-4E IND	455	17.9	1254	49.4	50/40	30/25	400	58	4375	9650	15.00	TL	36	45.4
A3GNA019	A1ANA019	19.5L(500/70)R24 STEEL BELT	156	B/A8	TL	R-4E IND	503	19.8	1310	51.6	50/40	30/25	300	44	4000	8800	16.00	TL	38	47.9
A3GNA052	A1ANA052	19.5L(500/70)R24 STEEL BELT	164	B/A8	TL	R-4E IND	503	19.8	1310	51.6	50/40	30/25	400	58	5000	11000	16.00	TL	38	47.9
A3GNA020	A1ANA020	540/70(21L)R24	153	B/A8	TL	R-4E IND	550	21.7	1366	53.8	50/40	30/25	240	35	3650	8050	18.00	TL	39.5	49.8
A3GNA063	A1ANA063	540/70(21L)R24 STEEL BELT	153	B/A8	TL	R-4E IND	550	21.7	1366	53.8	50/40	30/25	240	35	3650	8050	18.00	TL	39.5	49.8
A3GNA064	A1ANA064	540/70(21L)R24 STEEL BELT	161	B/A8	TL	R-4E IND	550	21.7	1366	53.8	50/40	30/25	320	46	4625	10200	18.00	TL	39.5	49.8
A3GNA030	A1ANA030	400/70R24	145	B/A8	TL	R-4E IND	404	15.9	1170	46.1	50/40	30/25	320	46	2900	6400	13.00	TL	30.5	38.4
A3GNA050	A1ANA050	400/70R24 STEEL BELT	145	B/A8	TL	R-4E IND	404	15.9	1170	46.1	50/40	30/25	320	46	2900	6400	13.00	TL	30.5	38.4
A3GNA056	A1ANA056	400(405)/70R24 STEEL BELT	158	B/A8	TL	R-4E IND	404	15.9	1170	46.1	50/40	30/25	500	73	4250	9350	13.00	TL	30.5	38.4
A3GNA062	A1ANA062	400(405)/70R24 STEEL BELT	152	B/A8	TL	R-4E IND	404	15.9	1170	46.1	50/40	30/25	400	58	3550	7850	13.00	TL	30.5	38.4
A3GNA061	A1ANA061	400(15.5)/80R24 STEEL BELT	156	B/A8	TL	R-4E IND	404	15.9	1250	49.2	50/40	30/25	400	58	4000	8800	13.00	TL	35	44.1
A3GNA057	A1ANA057	400(15.5)/80R24 STEEL BELT	162	B/A8	TL	R-4E IND	404	15.9	1250	49.2	50/40	30/25	500	73	4750	10500	13.00	TL	35	44.1
A3GNA058	A1ANA058	440/80(16.9)R24 STEEL BELT	161	B/A8	TL	R-4E IND	441	17.4	1314	51.7	50/40	30/25	400	58	4625	10200	14.00	TL	37	46.6
A3GNA059	A1ANA059	440/80(16.9)R28 STEEL BELT	156	B/A8	TL	R-4E IND	441	17.4	1415	55.7	50/40	30/25	320	46	4000	8800	14.00	TL	38	47.9
A3GNA060	A1ANA060	480/80(18.4)R26 STEEL BELT	160	B/A8	TL	R-4E IND	479	18.9	1428	56.2	50/40	30/25	320	46	4500	9900	15.00	TL	38	47.9

L-2C IND.TRACTOR AND MULTIPURPOSE

- Applicable for telescopic platforms
- Deep tread design provides excellent traction
- Wear resistance tread compound provides longer service life



CAT. No.	No.	Tire Size	Ply Rating	Load Index	Speed Symbol	Tire Type	Pattern	Section Width		Overall Diameter		Max. Speed		Inflation Pressure		Max. Load		Design Rim Width	Tire Valve	Tread Depth	
								mm	ins	mm	ins	km/h	mph	kPa	psi	kg	lbs			(mm)	(32nds)
A3GG0172	A1AGO281	17.5/50-28	18	170	A2	TL	L-2C	445	17.5	1193	47.0	10.0	5.0	630	91	6060	13360	14.00	TL	22.0	27.7

Guideline on how to use tyres

1. Tyre and Rim

- (1) Check carefully before tyre mounting to see if the rim sizes are identical to those marked on sidewalls.
- (2) The tyre should be fitted as much as possible to standard rims or allowable rim range.
- (3) The tyre should not be fitted to deformed rims or non-conformity rims.

WARNING: Deformed rims or non-conformity rims will result in premature tyre toe failure or blow out to hurt People.

2. Inflated Pressure

- (1) Rules should be followed to inflate the tyre (Figure 1)
- (2) It is not appropriate to inflate the tyre over pressure and then release the air to standard pressure.
- (3) Check the tyre pressure regularly and replenish when the air pressure is not found Sufficient.

WARNING: Tyre under-pressure will cause decreased loading capacity, easy cord breaking and dangerous blow out ,Tyre overpressure will cause cord strength loss and dangerous blow out.

3. Load

- (1) Select the tyre of corresponding ply rating and load based on the vehicles, standard loading capacity.
- (2) The tyre of low ply rating can not bear high load. The tyre load can not be increased by the increase of inflated pressure.
- (3) The load should be distributed evenly on the vehicle. (Figure 2)

WARNING: Overload will cause a serious injury to the tyre or the people. The vehicle with the load unevenly distributed will cause some of tyres serious overload, which is one of the factors causing accidents.

4. Speed

The tyre should match the vehicle in operating speed and operate in the range of specified speed for vehicle.

WARNING: Over speed will cause quicker tread wear, rapid heat build up, tyre strength deterioration, separations and even tyre blow out.

5. Tyre Mounting

- (1) Tyres of same specifications, ply ratings and tread patterns must be mounted on the same axle. The original tyre differs from the replaced tyre in height not more than 3%.
- (2) Dual tyre rim ventilating holes should be in alignment with each other. Tyre valves should be positioned at 180° to each other. Dual spacing should be more than 20mm under static load.
- (3) Tyre toe-in should be adjusted to a standard value.
- (4) When the old tube is used, its outer circumference should not be over 92% of the inner circumference of the tyre. It is recommended that the old tube with more than 2 repair patches should not remain in use.
- (5) The rim should be tightly and evenly bolted into position.
- (6) As to tyres of directional tread patterns, the direction marked on sidewalls should be identical to the direction of vehicle travel.

WARNING: Tyres of different specifications, ply ratings and tread patterns mounted on the same axle will deteriorate comprehensive tyre performances. Smaller dual spacing will cause easy heat build up due to the friction between two tyres and cause premature tyre failure. The tyre toe-in poorly adjusted will cause vehicle's poor directivity, tyre side slip, severe tread wear and increased fuel cost. Too big circumference of the old tube will cause the tube folded inside the tyre and tyre blow out.

6. Pre-ride of Tyres

When new tyres have been mounted, the pre-ride should be taken below 50km/h for 200km for normal tyres .Through the pre-ride new tyres will adapt to deformation, remove the stress caused during manufacturing, decrease heat build up and extend tyre performance life.

7. Others

- (1) Quick start up, urgent braking, sharp turning, striking by sharp obstacles, contacts with corrosives and oil contaminants, operation in high temperature, etc. will cause premature tyre failures.
- (2) Tyres should be well maintained and regularly shifted (Figure 3). The sharp obstacles punctured into tyres or the stones clogged in tread channels should be removed immediately.
- (3) When the tyre tread has worn out to the extent specified, stop using it.
- (4) If there is any problem regarding tyre quality, please do not hesitate to contact the tyre dealers or us to enable solving the problems immediately.



Figure 1




Figure 2

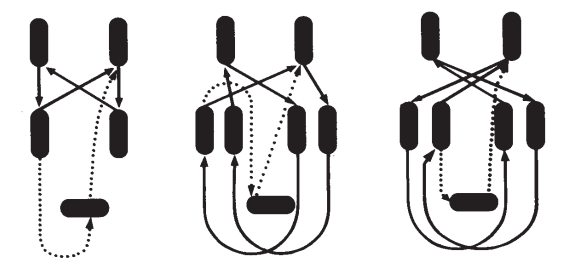


Figure 3